निवेश और लोक परिसंपत्ति प्रबंधन विभाग
Department of Investment and Public Asset Management

29 May 2026

Source : *Bloomberg, BSE, NSE, RBI, FBIL, CDSL, NSDL, PIB*

MARKET MONITOR

INDIAN INDICES	CLOSE	P.CLOSE	CHANGE
NIFTY50	23,547.75	23,907.15	-1.50%
BSE SENSEX	74,775.74	75,867.80	-1.44%
NIFTY MIDCAP 150	22,571.40	22,884.90	-1.37%
NIFTY SMALL CAP 250	16,992.10	17,103.45	-0.65%
NIFTY AUTO	26,338.45	26,864.20	-1.96%
NIFTY BANK	54,239.20	54,853.85	-1.12%
NIFTY FMCG	49,383.35	50,141.90	-1.51%
NIFTY HEALTHCARE	15,392.75	15,683.95	-1.86%
NIFTY INFO-TECH	29,080.15	28,906.70	0.60%
NIFTY DEFENCE	9,107.50	9,253.75	-1.58%
NIFTY METAL	13,440.95	13,718.30	-2.02%
NIFTY OIL AND GAS	11,200.25	11,484.15	-2.47%
BSE PSU	20,937.60	21,301.70	-1.71%
NIFTY PSE	10,227.35	10,475.30	-2.37%
NIFTY 10Y G-SEC	2,609.19	2,608.30	0.03%

GLOBAL INDICES	CLOSE	P.CLOSE	CHANGE
USA MARKETS			
DOW JONES	50,668.97	50,644.28	0.05%
S&P 500	7,563.63	7,520.36	0.58%
NASDAQ	30,223.89	29,973.57	0.84%
EUROPEAN MARKETS			
UK - FTSE100	10,445.36	10,425.96	0.19%
FRANCE - CAC	8,260.37	8,188.87	0.87%
GERMANY - DAX	25,151.23	25,092.25	0.24%
ASIAN MARKETS			
JAPAN - NIKKEI 225	66,329.50	64,693.12	2.53%
CHINA - SHANGHAI COMPOSITE	4,068.57	4,098.64	-0.73%
HONG KONG - HANG SENG	25,182.39	25,006.16	0.70%
SINGAPORE - STRAITS TIMES	5,037.86	4,989.19	0.98%

FII / DII - DAILY FLOWS *(in ₹ cr)*

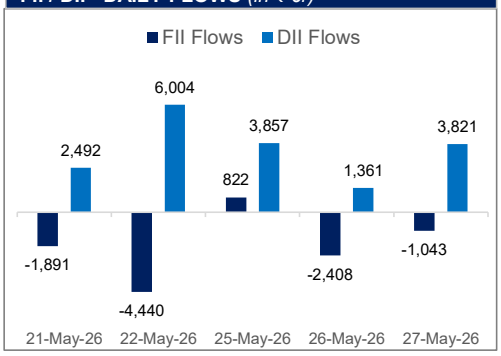

MARKET CAPITALISATION

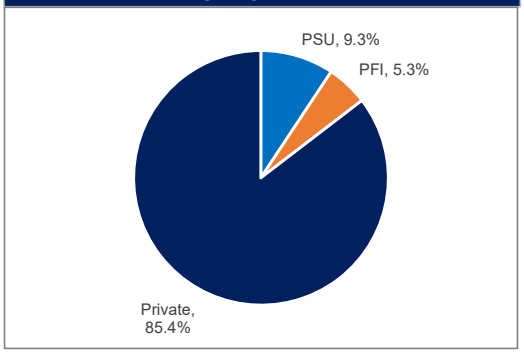

BOND YIELD CURVE - INDIA vs USA

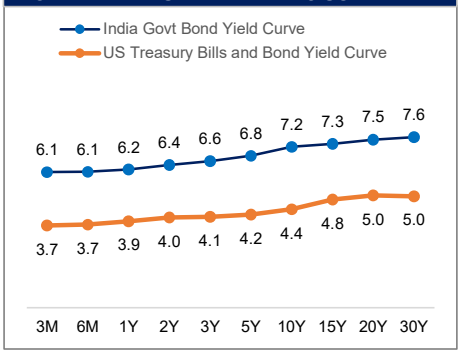

MACROS

Real GDP Growth Rate - 2026-27 (Projected)	6.90%	Repo Rate	5.25%
CPI Inflation - 2026-27 (Projected)	4.60%	India Government 10Y Bond Yield	7.00%
Market Capitalisation (in ₹ cr)	4,70,15,345.52	Spot Foreign Exchange Rate (INR/USD)	95.00
Investor Accounts (in cr)	22.68	Foreign Exchange Reserves (in $ Bn)	688.89

DERIVATIVES

	25-06-2026	**30-07-2026**	**27-08-2026**
Sensex Futures	75,623	76,214	75,797
	30-06-2026	**28-07-2026**	**25-08-2026**
NIFTY50 Futures	23,740	23,840	23,955
	Jun-26	**Aug-26**	**Nov-26**
Brent Futures ($ per barrel)	92.54	89.45	84.74
	1 Month	**3 Months**	**12 Months**
INR/USD Forward Rate	95.36	95.94	98.24

MARKET SIGNALS

1) The BSE Sensex dropped 1092.06 points, or 1.44%, to end at 74,775.74, while the Nifty 50 ended at 23,547.75, down 359.40 points, or 1.50%.

2) DII bought equities worth ₹3,821 Cr. FII sold equities worth of ₹1,043 Cr on Wednesday.

3) India has emerged as the second-largest data centre market in the Asia-Pacific region, according to a report by Cushman & Wakefield.

4) The consolidated net profit of listed commercial banks crossed ₹4 lakh crore for the first time in FY26, according to ETIG database.

5) India's foreign exchange reserves declined by USD 7.51 billion to USD 681.38 billion during the week ended May 22, according to RBI data.