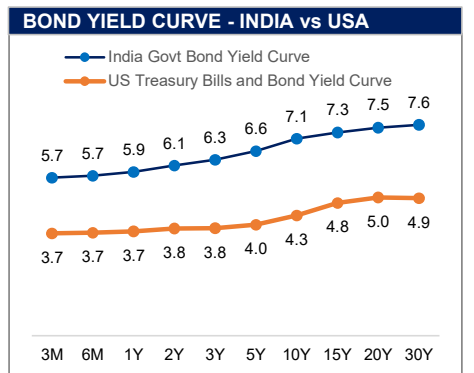
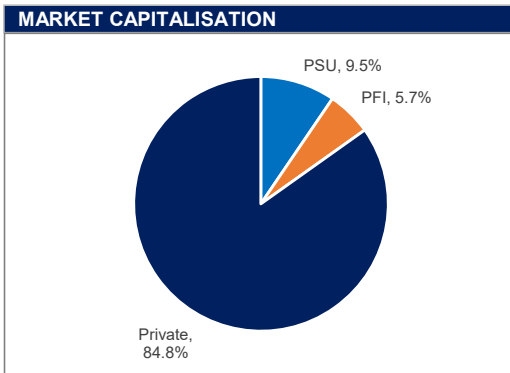
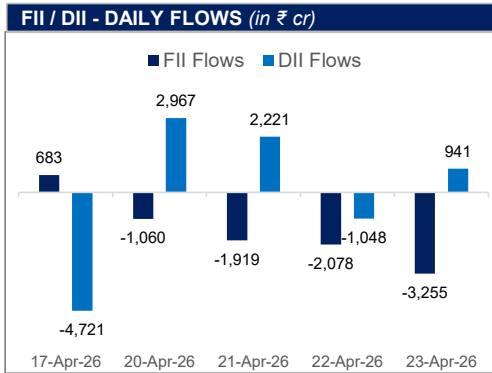




**MARKET MONITOR**

INDIAN INDICES				GLOBAL INDICES			
	CLOSE	P.CLOSE	CHANGE		CLOSE	P.CLOSE	CHANGE
NIFTY50	23,897.95	24,173.05	-1.14%	<b>USA MARKETS</b>			
BSE SENSEX	76,681.29	77,664.00	-1.27%	DOW JONES	49,310.32	49,490.03	-0.36%
NIFTY MIDCAP 150	21,875.95	22,099.30	-1.01%	S&P 500	7,108.40	7,137.90	-0.41%
NIFTY SMALL CAP 250	16,414.65	16,592.45	-1.07%	NASDAQ	26,782.63	26,937.28	-0.57%
NIFTY AUTO	25,652.85	25,828.10	-0.68%	<b>EUROPEAN MARKETS</b>			
NIFTY BANK	56,089.75	56,305.00	-0.38%	UK - FTSE100	10,390.23	10,457.01	-0.64%
NIFTY FMCG	50,766.25	51,140.50	-0.73%	FRANCE - CAC	8,146.05	8,227.32	-0.99%
NIFTY HEALTHCARE	14,570.60	14,790.65	-1.49%	GERMANY - DAX	24,078.90	24,155.45	-0.32%
NIFTY INFO-TECH	28,530.60	30,124.30	-5.29%	<b>ASIAN MARKETS</b>			
NIFTY DEFENCE	8,844.70	8,985.50	-1.57%	JAPAN - NIKKEI 225	59,716.18	59,140.23	0.97%
NIFTY METAL	12,746.65	12,786.25	-0.31%	CHINA - SHANGHAI COMPOSITE	4,079.90	4,093.25	-0.33%
NIFTY OIL AND GAS	11,331.70	11,414.00	-0.72%	HONG KONG - HANG SENG	25,978.07	25,915.20	0.24%
BSE PSU	22,068.71	22,133.68	-0.29%	SINGAPORE - STRAITS TIMES	4,922.86	4,944.11	-0.43%
NIFTY PSE	10,597.20	10,649.70	-0.49%				
NIFTY 10Y G-SEC	2,606.02	2,611.94	-0.23%				



**MACROS**

Real GDP Growth Rate - 2026-27 (Projected)	6.90%	Repo Rate	5.25%
CPI Inflation - 2026-27 (Projected)	4.60%	India Government 10Y Bond Yield	6.97%
Market Capitalisation (in ₹ cr)	4,66,10,524.55	Spot Foreign Exchange Rate (INR/USD)	94.26
Investor Accounts (in cr)	22.45	Foreign Exchange Reserves (in \$ Bn)	700.95

**DERIVATIVES**

	30-04-2026	27-05-2026	25-06-2026
Sensex Futures	76,771	77,274	77,965
	28-04-2026	26-05-2026	30-06-2026
NIFTY50 Futures	23,935	24,035	24,165
	May-26	Jul-26	Oct-26
Brent Futures (\$ per barrel)	107.09	95.72	87.51
	1 Month	3 Months	12 Months
INR/USD Forward Rate	94.52	95.09	97.18

- MARKET SIGNALS**
- The BSE Sensex dropped 982.71 points, or 1.27%, to end at 76,681.29, while the Nifty 50 ended at 23,897.95, down 275.10 points, or 1.14%.
  - DII bought equities worth ₹941 Cr. FII sold equities worth of ₹3,255 Cr on Thursday.
  - India's agriculture exports rose 2.8% to \$52.55 bn in FY26, up from \$51.12 bn in FY25, acc to commerce ministry data, supported by demand for value-added products.
  - The quick commerce in India has doubled annually over the past two years and is projected to reach \$65-70 bn by 2030, acc to a report by Flipkart and Bain & Company.
  - On the Multi Commodity Exchange, the yellow metal for June delivery declined ₹462, or 0.3% to ₹1,51,299 per 10 gm in a business turnover of 8,310 lots.