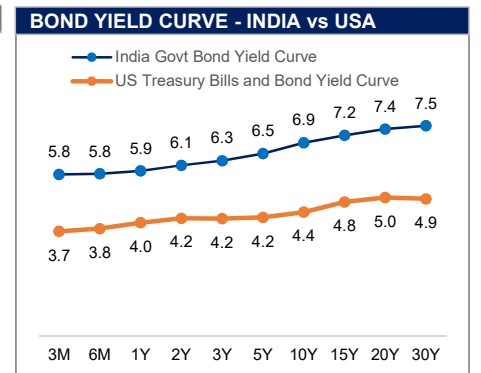
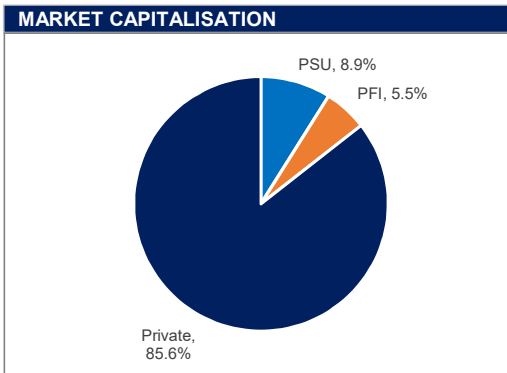
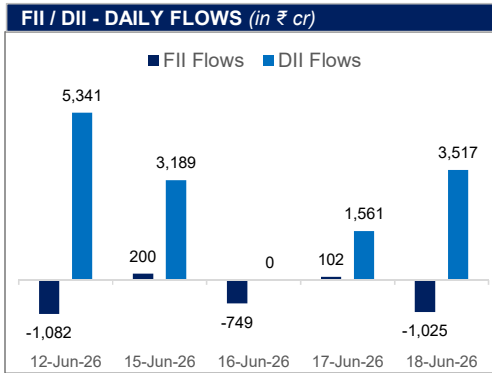




**MARKET MONITOR**

INDIAN INDICES				GLOBAL INDICES			
	CLOSE	P.CLOSE	CHANGE		CLOSE	P.CLOSE	CHANGE
NIFTY50	24,013.10	24,168.00	-0.64%	<b>USA MARKETS</b>			
BSE SENSEX	76,802.90	77,409.98	-0.78%	DOW JONES	51,564.70	51,492.55	0.14%
NIFTY MIDCAP 150	22,972.95	22,893.20	0.35%	S&P 500	7,500.58	7,420.10	1.08%
NIFTY SMALL CAP 250	17,713.80	17,612.60	0.57%	NASDAQ	30,406.19	29,670.95	2.48%
NIFTY AUTO	26,583.35	26,746.40	-0.61%	<b>EUROPEAN MARKETS</b>			
NIFTY BANK	57,685.75	57,963.80	-0.48%	UK - FTSE100	10,377.61	10,399.70	-0.21%
NIFTY FMCG	49,558.70	49,654.50	-0.19%	FRANCE - CAC	8,478.09	8,467.98	0.12%
NIFTY HEALTHCARE	15,669.00	15,553.60	0.74%	GERMANY - DAX	25,117.17	25,026.80	0.36%
NIFTY INFO-TECH	27,426.85	28,466.45	-3.65%	<b>ASIAN MARKETS</b>			
NIFTY DEFENCE	9,587.50	9,523.05	0.68%	JAPAN - NIKKEI 225	71,250.06	71,053.49	0.28%
NIFTY METAL	13,020.80	13,010.40	0.08%	CHINA - SHANGHAI COMPOSITE	4,090.48	4,108.08	-0.43%
NIFTY OIL AND GAS	11,169.75	11,303.65	-1.18%	HONG KONG - HANG SENG	23,924.81	24,312.16	-1.59%
BSE PSU	21,292.44	21,331.73	-0.18%	SINGAPORE - STRAITS TIMES	5,192.70	5,212.84	-0.39%
NIFTY PSE	10,178.50	10,187.00	-0.08%				
NIFTY 10Y G-SEC	2,645.79	2,641.32	0.17%				



**MACROS**

Real GDP Growth Rate - 2026-27 (Projected)	6.60%	Repo Rate	5.25%
CPI Inflation - 2026-27 (Projected)	5.10%	India Government 10Y Bond Yield	6.88%
Market Capitalisation (in ₹ cr)	47,704,016.03	Spot Foreign Exchange Rate (INR/USD)	94.33
Investor Accounts (in cr)	22.90	Foreign Exchange Reserves (in \$ Bn)	681.61

**DERIVATIVES**

Sensex Futures	25/06/2026	30/07/2026	27/08/2026
	76,993	77,439	77,973
NIFTY50 Futures	30/06/2026	28/07/2026	25/08/2026
	24,077	24,167	24,275
Brent Futures (\$ per barrel)	Jul-26	Sep-26	Dec-26
	79.47	78.35	76.36
INR/USD Forward Rate	1 Month	3 Months	12 Months
	94.57	95.05	97.02

- MARKET SIGNALS**
- 1) The BSE Sensex dropped 607.08 points, or 0.78%, to end at 76,802.90, while the Nifty 50 ended at 24,013.10, down 154.90 points, or 0.64%.
  - 2) DII bought equities worth ₹3,517 Cr. FII sold equities worth of ₹1,025 Cr on Thursday.
  - 3) Net direct-tax collection rose about 15% to ₹5.21 trillion in the first two and a half months of FY27, as on June 17, according to the CBDT data.
  - 4) NSE has filed draft papers with SEBI for a ₹30,000 crore IPO.
  - 5) The India-UK Comprehensive Economic and Trade Agreement (CETA) will officially take effect on 15 July 2026, significantly reducing tariffs for both sides.