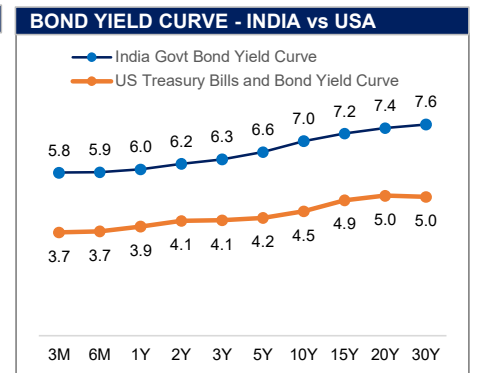
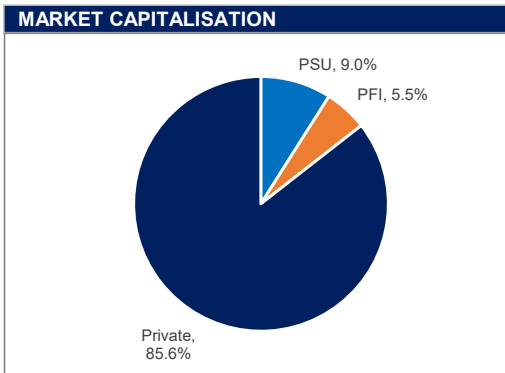
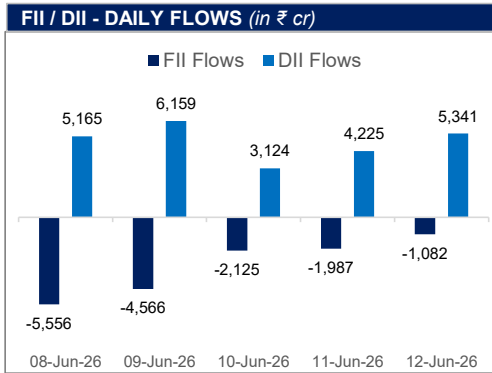




MARKET MONITOR

INDIAN INDICES				GLOBAL INDICES			
	CLOSE	P.CLOSE	CHANGE		CLOSE	P.CLOSE	CHANGE
NIFTY50	23,853.90	23,622.90	0.98%	USA MARKETS			
BSE SENSEX	76,264.33	75,527.95	0.97%	DOW JONES	51,202.26	50,848.75	0.70%
NIFTY MIDCAP 150	22,585.10	22,257.90	1.47%	S&P 500	7,431.46	7,394.30	0.50%
NIFTY SMALL CAP 250	17,292.70	17,079.10	1.25%	NASDAQ	29,635.95	29,446.18	0.64%
NIFTY AUTO	26,977.50	26,293.85	2.60%	EUROPEAN MARKETS			
NIFTY BANK	57,198.80	56,814.80	0.68%	UK - FTSE100	10,486.27	10,471.72	0.14%
NIFTY FMCG	49,043.40	48,827.60	0.44%	FRANCE - CAC	8,435.68	8,350.87	1.02%
NIFTY HEALTHCARE	15,488.55	15,551.70	-0.41%	GERMANY - DAX	24,932.24	24,635.30	1.21%
NIFTY INFO-TECH	28,067.85	27,795.75	0.98%	ASIAN MARKETS			
NIFTY DEFENCE	9,129.80	8,995.35	1.49%	JAPAN - NIKKEI 225	69,317.50	66,020.04	4.99%
NIFTY METAL	13,083.85	12,854.50	1.78%	CHINA - SHANGHAI COMPOSITE	4,096.47	4,031.51	1.61%
NIFTY OIL AND GAS	11,180.60	11,012.30	1.53%	HONG KONG - HANG SENG	24,842.67	24,718.10	0.50%
BSE PSU	20,902.54	20,767.00	0.65%	SINGAPORE - STRAITS TIMES	5,077.29	5,025.80	1.02%
NIFTY PSE	9,953.90	9,897.10	0.57%				
NIFTY 10Y G-SEC	2,631.94	2,626.15	0.22%				



MACROS

Real GDP Growth Rate - 2026-27 (Projected)	6.60%	Repo Rate	5.25%
CPI Inflation - 2026-27 (Projected)	5.10%	India Government 10Y Bond Yield	6.87%
Market Capitalisation (in ₹ cr)	4,61,45,088.73	Spot Foreign Exchange Rate (INR/USD)	94.72
Investor Accounts (in cr)	22.90	Foreign Exchange Reserves (in \$ Bn)	681.61

DERIVATIVES

	25-06-2026	30-07-2026	27-08-2026
Sensex Futures	76,412	76,925	77,301
	30-06-2026	28-07-2026	25-08-2026
NIFTY50 Futures	23,917	24,010	24,110
	Jul-26	Sep-26	Dec-26
Brent Futures (\$ per barrel)	82.83	81.39	79.20
	1 Month	3 Months	12 Months
INR/USD Forward Rate	94.96	95.51	97.47

MARKET SIGNALS

- The BSE Sensex ended 736.38 points, or 0.97%, higher at 76,264.33, while the Nifty 50 settled at 23,853.90, rising 231.00 points, or 0.98%.
- DII bought equities worth ₹5,341 Cr. FII sold equities worth of ₹1,082 Cr on Friday.
- Foreign portfolio investors (FPIs) stepped up purchases of Indian government securities, investing a 15-month high of ₹15,895 crore in June.
- India's factory-gate inflation, measured by the wholesale price index (WPI), rose to 9.68% in May from 8.3% in April, according to the commerce ministry data.
- India's merchandise exports rose 18% to \$45.2 billion in May, while imports increased 20.6% to \$73.41 billion, according to the commerce ministry data.