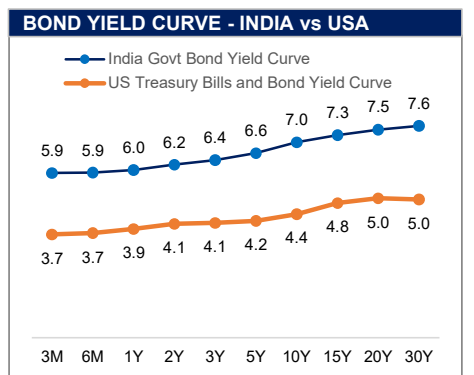
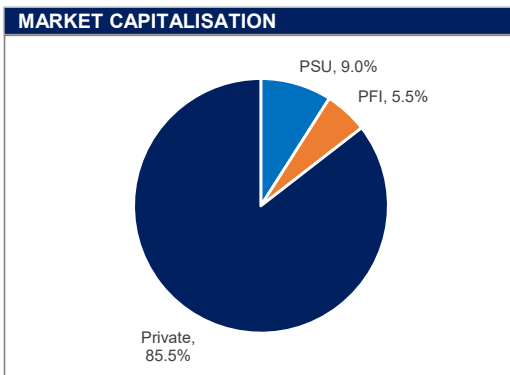
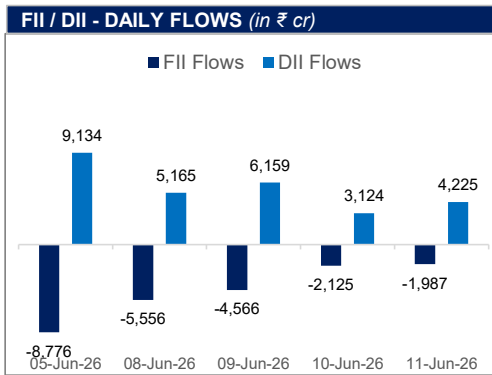




MARKET MONITOR

INDIAN INDICES				GLOBAL INDICES			
	CLOSE	P.CLOSE	CHANGE		CLOSE	P.CLOSE	CHANGE
NIFTY50	23,622.90	23,161.60	1.99%	USA MARKETS			
BSE SENSEX	75,527.95	73,832.55	2.30%	DOW JONES	50,848.75	49,918.78	1.86%
NIFTY MIDCAP 150	22,257.90	21,733.05	2.41%	S&P 500	7,394.30	7,266.99	1.75%
NIFTY SMALL CAP 250	17,079.10	16,642.70	2.62%	NASDAQ	29,446.18	28,508.03	3.29%
NIFTY AUTO	26,293.85	25,790.35	1.95%	EUROPEAN MARKETS			
NIFTY BANK	56,814.80	55,176.75	2.97%	UK - FTSE100	10,401.67	10,303.88	0.95%
NIFTY FMCG	48,827.60	48,521.80	0.63%	FRANCE - CAC	8,332.31	8,200.80	1.60%
NIFTY HEALTHCARE	15,551.70	15,500.50	0.33%	GERMANY - DAX	24,558.80	24,209.71	1.44%
NIFTY INFO-TECH	27,795.75	27,821.05	-0.09%	ASIAN MARKETS			
NIFTY DEFENCE	8,995.35	8,801.90	2.20%	JAPAN - NIKKEI 225	66,020.04	64,217.27	2.81%
NIFTY METAL	12,854.50	12,733.60	0.95%	CHINA - SHANGHAI COMPOSITE	4,031.51	3,987.02	1.12%
NIFTY OIL AND GAS	11,012.30	10,779.10	2.16%	HONG KONG - HANG SENG	24,718.10	24,249.29	1.93%
BSE PSU	20,767.00	20,424.54	1.68%	SINGAPORE - STRAITS TIMES	5,025.80	4,988.10	0.76%
NIFTY PSE	9,897.10	9,783.25	1.16%				
NIFTY 10Y G-SEC	2,626.15	2,624.35	0.07%				



MACROS

Real GDP Growth Rate - 2026-27 (Projected)	6.60%	Repo Rate	5.25%
CPI Inflation - 2026-27 (Projected)	5.10%	India Government 10Y Bond Yield	6.90%
Market Capitalisation (in ₹ cr)	4,51,83,025.18	Spot Foreign Exchange Rate (INR/USD)	95.12
Investor Accounts (in cr)	22.90	Foreign Exchange Reserves (in \$ Bn)	682.30

DERIVATIVES

	25-06-2026	30-07-2026	27-08-2026
Sensex Futures	75,700	76,157	76,447
NIFTY50 Futures	23,715	23,798	23,900
Brent Futures (\$ per barrel)	87.63	85.07	81.96
INR/USD Forward Rate	1 Month: 95.38	3 Months: 95.92	12 Months: 97.95

- MARKET SIGNALS**
- The BSE Sensex ended 1695.40 points, or 2.30%, higher at 75,527.95, while the Nifty 50 settled at 23,622.90, rising 461.30 points, or 1.99%.
 - DII bought equities worth ₹4,225 Cr. FII sold equities worth of ₹1,987 Cr on Thursday.
 - Oil prices fell to a three-month low, with Brent crude declining 4.1% (\$3.68) to \$86 per barrel and WTI crude dropping 4.3% (\$3.71) to \$84 per barrel.
 - The World Bank raised India's FY27 growth forecast by 10 bps to 6.6%, citing resilient domestic demand, and increased its FY28 projection by 60 bps to 7.2%.
 - India's retail inflation edged up in May, with CPI inflation rising to 3.93% from 3.48% in April, acc to data from the Ministry of Statistics and Programme Implementation.