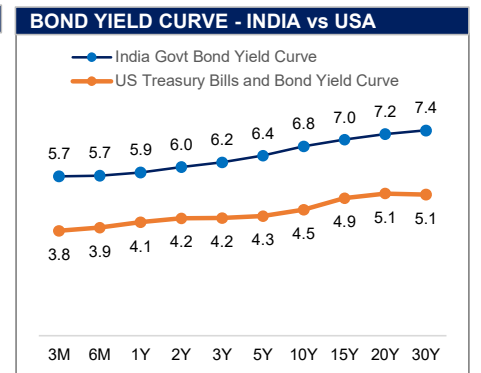
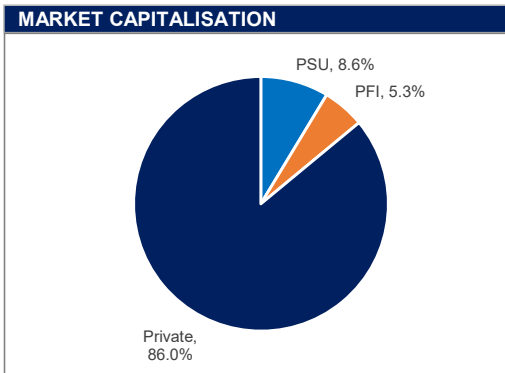
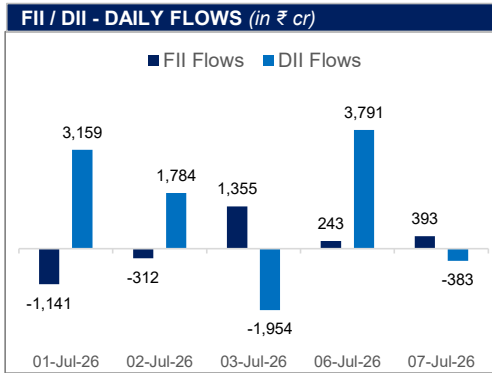




MARKET MONITOR

INDIAN INDICES	CLOSE	P.CLOSE	CHANGE	GLOBAL INDICES	CLOSE	P.CLOSE	CHANGE
NIFTY50	23,882.05	24,398.70	-2.12%	USA MARKETS			
BSE SENSEX	76,503.60	78,180.72	-2.15%	DOW JONES	52,925.15	53,055.91	-0.25%
NIFTY MIDCAP 150	22,537.85	22,912.30	-1.63%	S&P 500	7,503.85	7,537.43	-0.45%
NIFTY SMALL CAP 250	17,597.90	17,953.10	-1.98%	NASDAQ	29,173.02	29,697.87	-1.77%
NIFTY AUTO	26,733.40	27,343.50	-2.23%	EUROPEAN MARKETS			
NIFTY BANK	56,742.60	58,200.70	-2.51%	UK - FTSE100	10,484.24	10,665.88	-1.70%
NIFTY FMCG	48,977.40	50,225.85	-2.49%	FRANCE - CAC	8,243.90	8,436.24	-2.28%
NIFTY HEALTHCARE	16,145.75	16,343.90	-1.21%	GERMANY - DAX	24,843.03	25,465.25	-2.44%
NIFTY INFO-TECH	27,555.20	27,939.15	-1.37%	ASIAN MARKETS			
NIFTY DEFENCE	9,324.05	9,482.40	-1.67%	JAPAN - NIKKEI 225	66,819.05	68,256.96	-2.11%
NIFTY METAL	12,468.70	12,582.75	-0.91%	CHINA - SHANGHAI COMPOSITE	3,970.88	3,990.24	-0.49%
NIFTY OIL AND GAS	10,998.55	11,248.90	-2.23%	HONG KONG - HANG SENG	24,199.46	23,496.89	2.99%
BSE PSU	20,384.67	20,756.44	-1.79%	SINGAPORE - STRAITS TIMES	5,369.57	5,342.24	0.51%
NIFTY PSE	9,804.25	9,957.90	-1.54%				
NIFTY 10Y G-SEC	2,681.82	2,683.77	-0.07%				



MACROS

Real GDP Growth Rate - 2026-27 (Projected)	6.60%	Repo Rate	5.25%
CPI Inflation - 2026-27 (Projected)	5.10%	India Government 10Y Bond Yield	6.77%
Market Capitalisation (in ₹ cr)	4,79,67,747.46	Spot Foreign Exchange Rate (INR/USD)	95.56
Investor Accounts (in cr)	23.15	Foreign Exchange Reserves (in \$ Bn)	666.93

DERIVATIVES

	30-07-2026	27-08-2026	24-09-2026
Sensex Futures	76,790	77,280	77,933
	28-07-2026	25-08-2026	29-09-2026
NIFTY50 Futures	23,920	24,010	24,183
	Aug-26	Oct-26	Jan-27
Brent Futures (\$ per barrel)	78.79	77.21	75.56
	1 Month	3 Months	12 Months
INR/USD Forward Rate	95.81	96.29	98.21

MARKET SIGNALS

- The BSE Sensex ended 1677.12 points, or 2.15%, lower at 76,503.60, while the Nifty 50 settled at 23,882.05, falling 516.65 points, or 2.12%.
- DII sold equities worth ₹383 Cr. FII bought equities worth of ₹393 Cr on Tuesday.
- MF assets overtake FII holdings for first time on strong debt fund and ETF inflows. MF assets reached Rs 76.41 lakh crore by June 2026.
- E-way bill generation under the GST regime rose 14.5% y-o-y to a four-month high of 136.77 million in June 2026 from 119.46 million a year earlier.
- Oil prices jumped over 6% for both Brent crude and West Texas Intermediate futures to \$78.8/barrel and \$74.9/barrel, respectively.