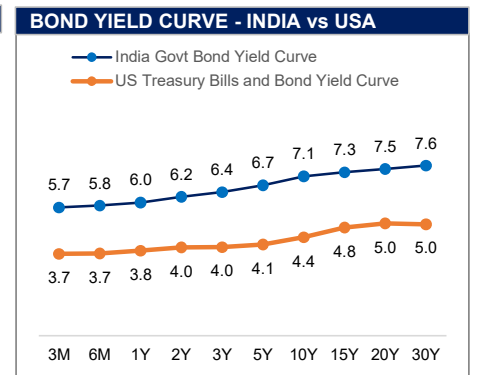
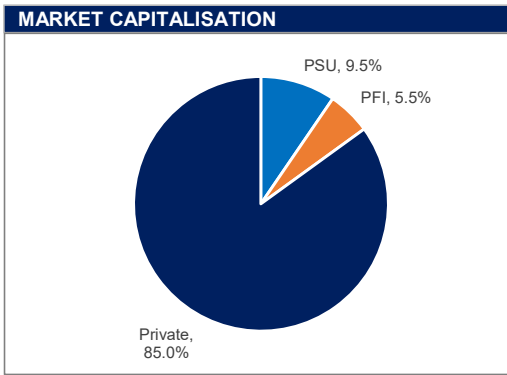
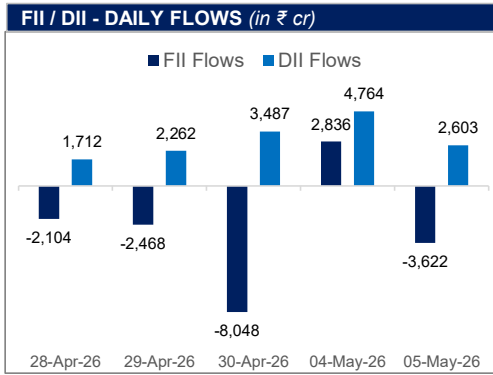




MARKET MONITOR

INDIAN INDICES	CLOSE	P.CLOSE	CHANGE	GLOBAL INDICES	CLOSE	P.CLOSE	CHANGE
NIFTY50	24,330.95	24,032.80	1.24%	USA MARKETS			
BSE SENSEX	77,958.52	77,017.79	1.22%	DOW JONES	49,298.25	48,941.90	0.73%
NIFTY MIDCAP 150	22,556.50	22,180.25	1.70%	S&P 500	7,259.22	7,200.75	0.81%
NIFTY SMALL CAP 250	17,233.85	16,928.20	1.81%	NASDAQ	28,015.06	27,651.82	1.31%
NIFTY AUTO	26,823.00	26,192.10	2.41%	EUROPEAN MARKETS			
NIFTY BANK	55,981.05	54,547.05	2.63%	UK - FTSE100	10,437.96	10,219.11	2.14%
NIFTY FMCG	51,460.55	51,593.55	-0.26%	FRANCE - CAC	8,267.27	8,062.31	2.54%
NIFTY HEALTHCARE	15,365.05	15,095.70	1.78%	GERMANY - DAX	25,034.54	24,401.70	2.59%
NIFTY INFO-TECH	29,267.95	29,107.30	0.55%	ASIAN MARKETS			
NIFTY DEFENCE	9,142.65	9,093.20	0.54%	JAPAN - NIKKEI 225	59,513.12	59,284.92	0.38%
NIFTY METAL	13,129.55	12,989.60	1.08%	CHINA - SHANGHAI COMPOSITE	4,160.17	4,112.16	1.17%
NIFTY OIL AND GAS	11,720.60	11,700.15	0.17%	HONG KONG - HANG SENG	26,213.78	25,898.61	1.22%
BSE PSU	22,170.32	21,901.92	1.23%	SINGAPORE - STRAITS TIMES	4,927.38	4,920.61	0.14%
NIFTY PSE	10,716.30	10,671.35	0.42%				
NIFTY 10Y G-SEC	2,600.25	2,599.07	0.05%				



MACROS

Real GDP Growth Rate - 2026-27 (Projected)	6.90%	Repo Rate	5.25%
CPI Inflation - 2026-27 (Projected)	4.60%	India Government 10Y Bond Yield	6.94%
Market Capitalisation (in ₹ cr)	4,66,50,538.88	Spot Foreign Exchange Rate (INR/USD)	94.62
Investor Accounts (in cr)	22.64	Foreign Exchange Reserves (in \$ Bn)	698.49

DERIVATIVES

Sensex Futures	27-05-2026	25-06-2026	30-07-2026
	78,557	78,985	78,881
NIFTY50 Futures	26-05-2026	30-06-2026	28-07-2026
	24,466	24,562	24,692
Brent Futures (\$ per barrel)	Jun-26	Aug-26	Nov-26
	100.63	92.33	84.12
INR/USD Forward Rate	1 Month	3 Months	12 Months
	94.84	95.37	97.66

- MARKET SIGNALS**
- 1) The BSE Sensex ended 940.73 points, or 1.22%, higher at 77,958.52, while the Nifty 50 settled at 24,330.95, rising 298.15 points, or 1.24%.
 - 2) DII bought equities worth ₹2,603 Cr. FII sold equities worth of ₹3,622 Cr on Tuesday.
 - 3) PE-VC investments fell 32% y-o-y to \$1.9 bn in April 2026 from \$2.8 bn a year earlier, as per data from research firm Venture Intelligence.
 - 4) India recorded over \$137 bn in remittance inflows in 2024, the highest globally, as per UN data.
 - 5) India's real estate sector drew \$30.7 bn in equity inflows between 2024 and Q1 2026, up 88% from \$16.3 bn in 2022-2023, according to CBRE South Asia.