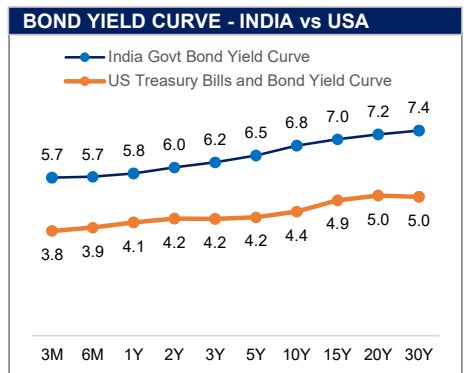
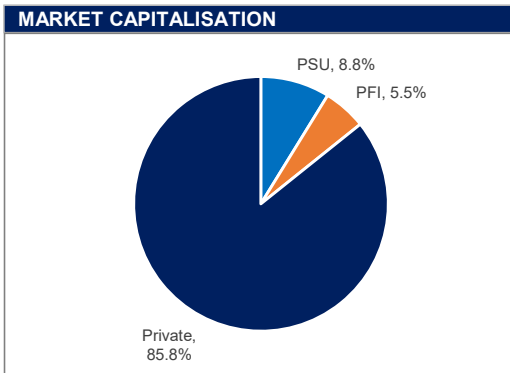
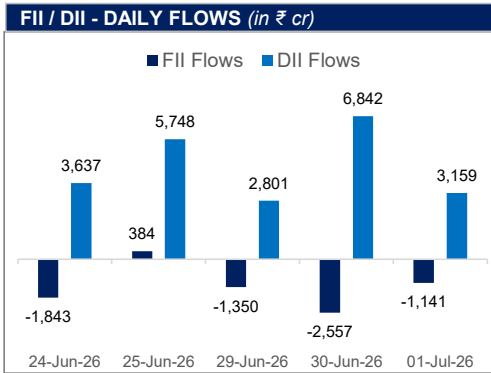




**MARKET MONITOR**

INDIAN INDICES	CLOSE	P.CLOSE	CHANGE	GLOBAL INDICES	CLOSE	P.CLOSE	CHANGE
<b>NIFTY50</b>	24,175.70	24,005.85	0.71%	<b>USA MARKETS</b>			
<b>BSE SENSEX</b>	77,502.12	76,922.64	0.75%	<b>DOW JONES</b>	52,305.24	52,319.20	-0.03%
<b>NIFTY MIDCAP 150</b>	22,934.90	22,823.50	0.49%	<b>S&amp;P 500</b>	7,483.23	7,499.36	-0.22%
<b>NIFTY SMALL CAP 250</b>	17,983.35	17,801.55	1.02%	<b>NASDAQ</b>	29,809.13	30,276.35	-1.54%
<b>NIFTY AUTO</b>	27,108.20	26,783.20	1.21%	<b>EUROPEAN MARKETS</b>			
<b>NIFTY BANK</b>	58,031.65	58,033.05	-0.002%	<b>UK - FTSE100</b>	10,527.57	10,478.34	0.47%
<b>NIFTY FMCG</b>	50,084.70	49,806.80	0.56%	<b>FRANCE - CAC</b>	8,400.33	8,337.29	0.76%
<b>NIFTY HEALTHCARE</b>	16,150.90	16,060.95	0.56%	<b>GERMANY - DAX</b>	25,238.25	25,040.28	0.79%
<b>NIFTY INFO-TECH</b>	26,965.05	25,769.80	4.64%	<b>ASIAN MARKETS</b>			
<b>NIFTY DEFENCE</b>	9,604.50	9,555.45	0.51%	<b>JAPAN - NIKKEI 225</b>	68,733.15	70,474.96	-2.47%
<b>NIFTY METAL</b>	12,503.90	12,394.75	0.88%	<b>CHINA - SHANGHAI COMPOSITE</b>	4,028.90	4,112.45	-2.03%
<b>NIFTY OIL AND GAS</b>	11,132.50	11,084.15	0.44%	<b>HONG KONG - HANG SENG</b>	23,055.03	22,881.02	0.76%
<b>BSE PSU</b>	21,018.86	20,984.86	0.16%	<b>SINGAPORE - STRAITS TIMES</b>	5,217.15	5,161.50	1.08%
<b>NIFTY PSE</b>	10,039.05	10,016.35	0.23%				
<b>NIFTY 10Y G-SEC</b>	2,668.42	2,671.22	-0.10%				



**MACROS**

Real GDP Growth Rate - 2026-27 (Projected)	6.60%	Repo Rate	5.25%
CPI Inflation - 2026-27 (Projected)	5.10%	India Government 10Y Bond Yield	6.72%
Market Capitalisation (in ₹ cr)	4,75,94,327.35	Spot Foreign Exchange Rate (INR/USD)	95.40
Investor Accounts (in cr)	22.90	Foreign Exchange Reserves (in \$ Bn)	672.59

**DERIVATIVES**

	30-07-2026	27-08-2026	24-09-2026
<b>Sensex Futures</b>	77,906	78,360	78,906
	28-07-2026	25-08-2026	29-09-2026
<b>NIFTY50 Futures</b>	24,270	24,355	24,515
	Aug-26	Oct-26	Jan-27
<b>Brent Futures (\$ per barrel)</b>	70.65	71.43	71.33
	1 Month	3 Months	12 Months
<b>INR/USD Forward Rate</b>	95.66	96.13	98.10

- MARKET SIGNALS**
- 1) The BSE Sensex ended 579.48 points, or 0.71%, higher at 77,502.12, while the Nifty 50 settled at 24,175.70, rising 169.85 points, or 0.75%.
  - 2) DII bought equities worth ₹3,159 Cr. FII sold equities worth of ₹1,141 Cr on Wednesday.
  - 3) India's crude oil imports rose to a record 4.93 million barrels per day in June, the highest ever for the month, according to Kpler.
  - 4) India's UPI transaction volume increased 23% year-on-year to over 22 billion in June 2026, according to National Payments Corporation of India data.
  - 5) Global M&A activity hit a record Rs 2.8 trillion in the first half of 2026, driven by a surge in mega-deals above \$10 billion, according to Reuters, citing LSEG data.