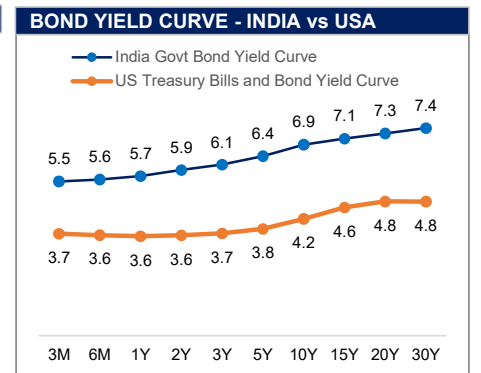
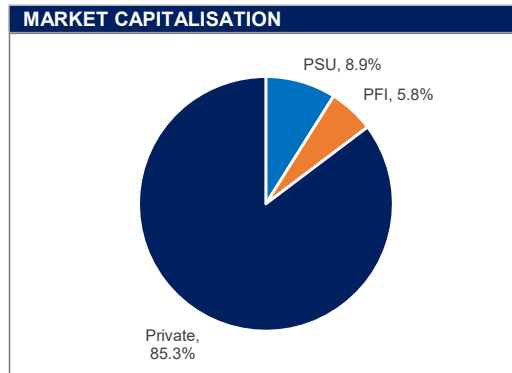
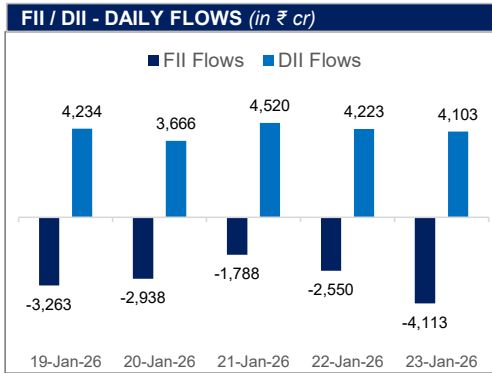




**MARKET MONITOR**

INDIAN INDICES				GLOBAL INDICES			
	CLOSE	P.CLOSE	CHANGE		CLOSE	P.CLOSE	CHANGE
<b>BSE SENSEX</b>	81,857.48	81,537.70	0.39%	<b>USA MARKETS</b>			
<b>NIFTY50</b>	25,175.40	25,048.65	0.51%	<b>DOW JONES</b>	49,412.40	49,098.71	0.64%
<b>NIFTY MIDCAP 150</b>	21,119.10	21,008.55	0.53%	<b>S&amp;P 500</b>	6,950.23	6,915.61	0.50%
<b>NIFTY SMALL CAP 250</b>	15,345.50	15,314.60	0.20%	<b>NASDAQ</b>	25,713.21	25,605.47	0.42%
<b>NIFTY AUTO</b>	26,554.00	26,804.55	-0.93%	<b>EUROPEAN MARKETS</b>			
<b>NIFTY BANK</b>	59,205.45	58,473.10	1.25%	<b>UK - FTSE100</b>	10,198.30	10,148.85	0.49%
<b>NIFTY FMCG</b>	51,349.75	51,662.05	-0.60%	<b>FRANCE - CAC</b>	8,142.84	8,131.15	0.14%
<b>NIFTY HEALTHCARE</b>	13,951.85	13,957.30	-0.04%	<b>GERMANY - DAX</b>	24,927.44	24,933.08	-0.02%
<b>NIFTY INFO-TECH</b>	38,566.10	38,238.50	0.86%	<b>ASIAN MARKETS</b>			
<b>NIFTY DEFENCE</b>	7,637.25	7,522.10	1.53%	<b>JAPAN - NIKKEI 225</b>	53,333.54	52,885.25	0.85%
<b>NIFTY METAL</b>	11,829.65	11,477.80	3.07%	<b>CHINA - SHANGHAI COMPOSITE</b>	4,139.90	4,132.61	0.18%
<b>NIFTY OIL AND GAS</b>	11,376.55	11,306.65	0.62%	<b>HONG KONG - HANG SENG</b>	27,126.95	26,765.52	1.35%
<b>BSE PSU</b>	20,757.05	20,426.91	1.62%	<b>SINGAPORE - STRAITS TIMES</b>	4,923.02	4,860.93	1.28%
<b>NIFTY PSE</b>	9,730.85	9,614.40	1.21%				
<b>NIFTY 10Y G-SEC</b>	2,614.37	2,617.84	-0.13%				



**MACROS**

Real GDP Growth Rate - 2025-26 (Projected)	7.30%	Repo Rate	5.25%
CPI Inflation - 2025-26 (Projected)	2.00%	India Government 10Y Bond Yield	6.71%
Market Capitalisation (in ₹ cr)	4,51,42,552	Spot Foreign Exchange Rate (INR/USD)	91.72
Investor Accounts (in cr)	21.59	Foreign Exchange Reserves (in \$ Bn)	701.36

**DERIVATIVES**

<b>Sensex Futures</b>	29-01-2026	26-02-2026	25-03-2026
	82,089	82,785	83,278
<b>NIFTY50 Futures</b>	27-01-2026	24-02-2026	30-03-2026
	25,174	25,427	25,597
<b>Brent Futures (\$ per barrel)</b>	Feb-26	Apr-26	Jul-26
	65.83	64.54	63.95
<b>INR/USD Forward Rate</b>	1 Month	3 Months	12 Months
	91.99	92.55	94.29

- MARKET SIGNALS**
- The Sensex ended at 81,857.48, rising 320 points, or 0.39%, while the Nifty 50 closed at 25,175.40, up 127 points, or 0.51%.
  - DII bought equities worth ₹4,103 Cr. FII sold equities worth of ₹4,113 Cr on Friday.
  - On MCX, silver prices climbed 6% to hit an all-time high of ₹3,54,780, Gold also extended its upward momentum, with MCX gold prices climbing 2.5% to a record ₹1,59,820 per 10 grams.
  - India and the European Union have concluded a landmark free-trade agreement after almost two decades of negotiations to deepen economic ties.
  - Indias states consolidated fiscal deficit has widened to 3.3% of GDP in FY25, after remaining at 3% for the three previous fiscals: according to RBI.