

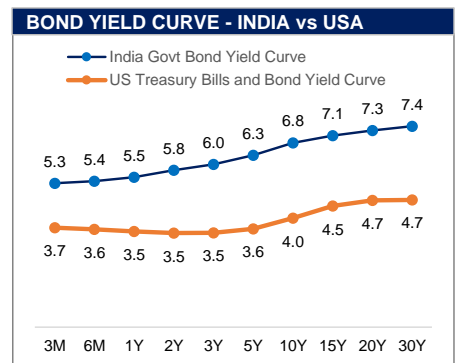
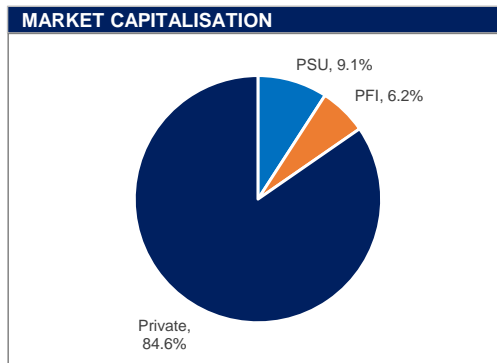
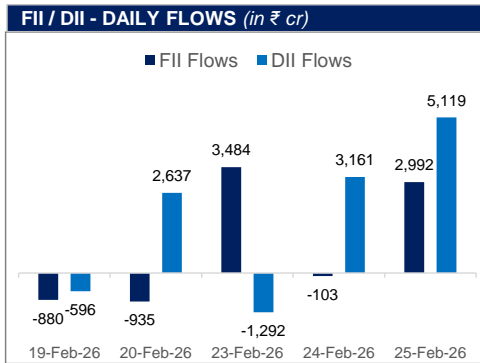
**MARKET MONITOR**

INDIAN INDICES	CLOSE	P.CLOSE	CHANGE
NIFTY50	25,496.55	25,482.50	0.06%
BSE SENSEX	82,248.61	82,276.07	-0.03%
NIFTY MIDCAP 150	22,087.15	21,959.05	0.58%
NIFTY SMALL CAP 250	16,047.45	16,035.70	0.07%
NIFTY AUTO	28,693.40	28,466.50	0.80%
NIFTY BANK	61,187.70	61,043.35	0.24%
NIFTY FMCG	52,023.00	52,105.30	-0.16%
NIFTY HEALTHCARE	15,083.20	14,898.35	1.24%
NIFTY INFO-TECH	30,554.20	30,526.35	0.09%
NIFTY DEFENCE	8,213.65	8,094.00	1.48%
NIFTY METAL	12,448.00	12,399.40	0.39%
NIFTY OIL AND GAS	12,294.55	12,188.90	0.87%
BSE PSU	22,560.74	22,451.69	0.49%
NIFTY PSE	10,529.05	10,501.65	0.26%
NIFTY 10Y G-SEC	2,625.27	2,626.00	-0.03%

GLOBAL INDICES	CLOSE	P.CLOSE	CHANGE
<b>USA MARKETS</b>			
DOW JONES	49,482.15	49,174.50	0.63%
S&P 500	6,946.13	6,890.07	0.81%
NASDAQ	25,329.04	24,977.04	1.41%

EUROPEAN MARKETS			
UK - FTSE100	10,819.18	10,806.41	0.12%
FRANCE - CAC	8,636.72	8,559.07	0.91%
GERMANY - DAX	25,284.14	25,175.94	0.43%

ASIAN MARKETS			
JAPAN - NIKKEI 225	58,753.39	58,583.12	0.29%
CHINA - SHANGHAI COMPOSITE	4,146.63	4,147.23	-0.01%
HONG KONG - HANG SENG	26,381.02	26,765.72	-1.44%
SINGAPORE - STRAITS TIMES	4,964.38	5,007.73	-0.87%



MACROS			
Real GDP Growth Rate - 2025-26 (Projected)	7.40%	Repo Rate	5.25%
CPI Inflation - 2025-26 (Projected)	2.10%	India Government 10Y Bond Yield	6.69%
Market Capitalisation (in ₹ cr)	4,68,26,538.7	Spot Foreign Exchange Rate (INR/USD)	90.92
Investor Accounts (in cr)	21.95	Foreign Exchange Reserves (in \$ Bn)	725.73

DERIVATIVES			
Sensex Futures	26-02-2026	25-03-2026	30-04-2026
	82,249	82,815	83,380
NIFTY50 Futures	30-03-2026	28-04-2026	26-05-2026
	25,637	25,796	25,916
Brent Futures (\$ per barrel)	Mar-26	May-26	Aug-26
	69.94	69.49	68.03
INR/USD Forward Rate	1 Month	3 Months	12 Months
	91.05	91.49	93.22

MARKET SIGNALS
1) The BSE Sensex dropped 27.46 points, or 0.03%, to close at 82,248.61, while the Nifty 50 advanced 14.05 points, or 0.06%, to 25,496.55
2) DII bought equities worth ₹5,119 Cr, while FII bought equities worth of ₹2,992 Cr on Wednesday.
3) Public sector banks and power sector stocks have driven the BSE PSU Index up by 11% over the past month, index reached a fresh 52-week high.
4) SEBI has expanded mutual fund categories, allowing equity schemes to invest in gold and silver, introducing life cycle funds, broadening equity classifications and phasing out solution-oriented schemes.
5) Indian Rupee Closes Slightly Stronger as Interbank Interest Payments Elevate Forward Premiums.