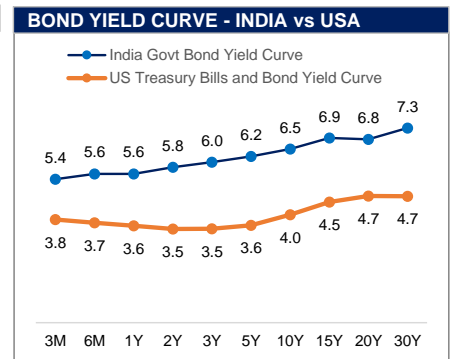
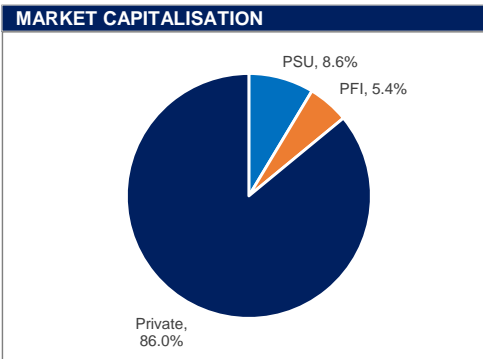
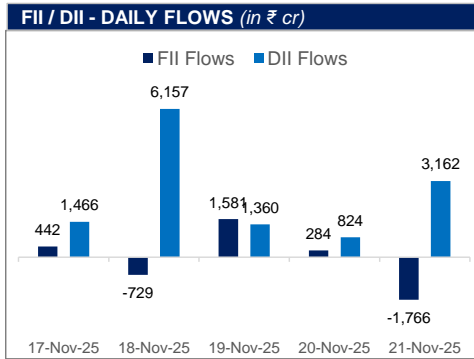


MARKET MONITOR

INDIAN INDICES	CLOSE	P.CLOSE	CHANGE	GLOBAL INDICES	CLOSE	P.CLOSE	CHANGE
NIFTY50	25,959.50	26,068.15	-0.42%	USA MARKETS			
NIFTY MIDCAP 150	22,079.40	22,151.15	-0.32%	DOW JONES	46,245.41	45,752.26	1.08%
NIFTY SMALL CAP 250	16,615.85	16,723.75	-0.65%	S&P 500	6,602.99	6,538.76	0.98%
BSE SENSEX	84,900.71	85,231.92	-0.39%	NASDAQ	24,239.57	24,054.38	0.77%
NIFTY AUTO	27,442.20	27,537.85	-0.35%	EUROPEAN MARKETS			
NIFTY BANK	58,835.35	58,867.70	-0.05%	UK - FTSE100	9,551.45	9,539.71	0.12%
NIFTY FMCG	55,138.15	55,504.70	-0.66%	FRANCE - CAC	7,980.78	7,982.65	-0.02%
NIFTY HEALTHCARE	14,745.90	14,824.25	-0.53%	GERMANY - DAX	23,214.94	23,091.87	0.53%
NIFTY INFO-TECH	37,037.95	36,885.35	0.41%	ASIAN MARKETS			
NIFTY DEFENCE	7,912.80	8,116.40	-2.51%	JAPAN - NIKKEI 225	48,625.88	49,823.94	-2.40%
NIFTY METAL	10,017.90	10,142.55	-1.23%	CHINA - SHANGHAI COMPOSITE	3,836.77	3,834.89	0.05%
NIFTY OIL AND GAS	12,041.65	12,143.95	-0.84%	HONG KONG - HANG SENG	25,716.50	25,220.02	1.97%
NIFTY PSE	9,726.70	9,867.05	-1.42%	SINGAPORE - STRAITS TIMES	4,496.63	4,469.14	0.62%
BSE PSU	20,216.26	20,416.42	-0.98%				
NIFTY 10Y G-SEC	2,610.77	2,614.36	-0.14%				



MACROS

Real GDP Growth Rate - 2025-26 (Projected)	6.80%	Repo Rate	5.50%
CPI Inflation - 2025-26 (Projected)	2.60%	India Government 10Y Bond Yield	6.48%
Market Capitalisation (in ₹ cr)	4,73,22,694	Spot Foreign Exchange Rate (USD/INR)	89.24
Investor Accounts (in cr)	21.01	Foreign Exchange Reserves (in \$ Bn)	692.58

DERIVATIVES

	27-11-2025	24-12-2025	29-01-2026
Sensex Futures	85,106	85,626	86,300
	25-11-2025	30-12-2025	27-01-2026
NIFTY50 Futures	25,962	26,140	26,326
	Dec-25	Feb-26	May-26
Brent Futures (\$ per barrel)	62.31	61.38	61.32
	1 Month	3 Months	12 Months
USD/INR Forward Rate	89.37	89.68	91.15

MARKET SIGNALS

- India's benchmark indices ended lower on Monday with Sensex settles 31 pts lower and Nifty belows 25,950 primarily due to FII selling.
- Indian rupee ends up 0.28% at 89.23 per U.S. dollar; previous close 89.48.
- DII bought equities worth Rs 3,162 Cr. FII sold equities worth of 1,766 Cr on Friday.
- Gold rates fall by 1.19% per 10 grams, while Silver rates fall by 0.76% per Kg.
- S&P pegs India's FY26 GDP growth at 6.5%; tax cuts, lower interest rates to drive consumption.

