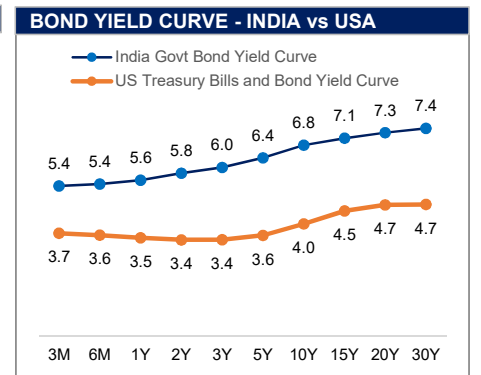
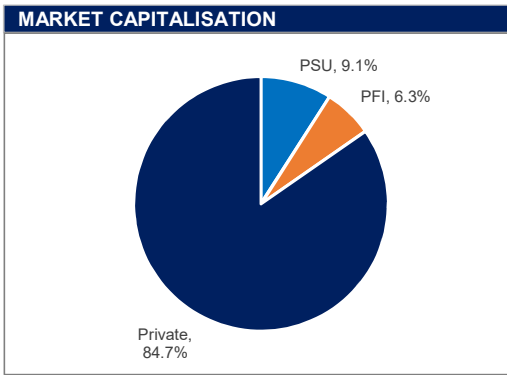
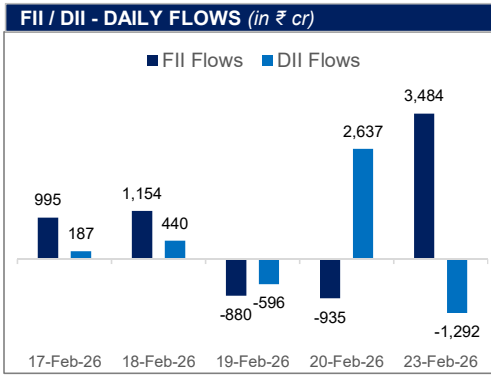




**MARKET MONITOR**

INDIAN INDICES				GLOBAL INDICES			
	CLOSE	P.CLOSE	CHANGE		CLOSE	P.CLOSE	CHANGE
NIFTY50	25,424.65	25,713.00	-1.12%	<b>USA MARKETS</b>			
BSE SENSEX	82,225.92	83,294.66	-1.28%	DOW JONES	48,804.06	49,625.97	-1.66%
NIFTY MIDCAP 150	21,820.20	21,882.10	-0.28%	S&P 500	6,837.75	6,909.51	-1.04%
NIFTY SMALL CAP 250	15,933.05	16,027.95	-0.59%	NASDAQ	24,708.94	25,012.62	-1.21%
NIFTY AUTO	27,950.00	28,077.00	-0.45%	<b>EUROPEAN MARKETS</b>			
NIFTY BANK	61,047.30	61,264.25	-0.35%	UK - FTSE100	10,653.94	10,684.74	-0.29%
NIFTY FMCG	52,235.25	52,136.35	0.19%	FRANCE - CAC	8,498.25	8,497.17	0.01%
NIFTY HEALTHCARE	14,665.35	14,632.60	0.22%	GERMANY - DAX	24,953.20	24,991.97	-0.16%
NIFTY INFO-TECH	30,053.50	31,550.50	-4.74%	<b>ASIAN MARKETS</b>			
NIFTY DEFENCE	8,019.55	8,068.35	-0.60%	JAPAN - NIKKEI 225	57,321.09	56,825.70	0.87%
NIFTY METAL	12,073.85	11,962.75	0.93%	CHINA - SHANGHAI COMPOSITE	4,117.41	4,082.07	0.87%
NIFTY OIL AND GAS	12,211.45	12,151.15	0.50%	HONG KONG - HANG SENG	26,590.32	27,081.91	-1.82%
BSE PSU	22,434.94	22,369.12	0.29%	SINGAPORE - STRAITS TIMES	5,020.79	5,041.33	-0.41%
NIFTY PSE	10,439.15	10,380.50	0.57%				
NIFTY 10Y G-SEC	2,620.15	2,615.51	0.18%				



**MACROS**

Real GDP Growth Rate - 2025-26 (Projected)	7.40%	Repo Rate	5.25%
CPI Inflation - 2025-26 (Projected)	2.10%	India Government 10Y Bond Yield	6.68%
Market Capitalisation (in ₹ cr)	4,68,52,324.31	Spot Foreign Exchange Rate (INR/USD)	90.95
Investor Accounts (in cr)	21.95	Foreign Exchange Reserves (in \$ Bn)	725.73

**DERIVATIVES**

	26/02/2026	25/03/2026	30/04/2026
Sensex Futures	82,336	82,895	83,453
	24/02/2026	30/03/2026	28/04/2026
NIFTY50 Futures	25,423	25,614	25,768
	Mar-26	May-26	Aug-26
Brent Futures (\$ per barrel)	71.32	70.51	68.87
	1 Month	3 Months	12 Months
INR/USD Forward Rate	91.09	91.53	93.29

- MARKET SIGNALS**
- The BSE Sensex dropped 1068.74 points or 1.28% to close at 82,225.92, while the Nifty 50 fell 288.35 points, or 1.12% to 25,424.65.
  - DII sold equities worth ₹1,292 Cr. FII bought equities worth of ₹3,484 Cr on Monday.
  - Goldman Sachs raised its year-end price forecasts for Brent crude to \$60 per barrel & WTI to \$56 per barrel, citing lower-than-expected stock levels among OECD countries.
  - Gold prices fell more than 1%, easing from a three-week high hit earlier in the session, as a stronger dollar and profit taking weighed on prices.
  - On MCX, silver futures for March delivery zoomed ₹12,338, or 4.88%, to ₹2,65,282 per kg in 6,024 lots.