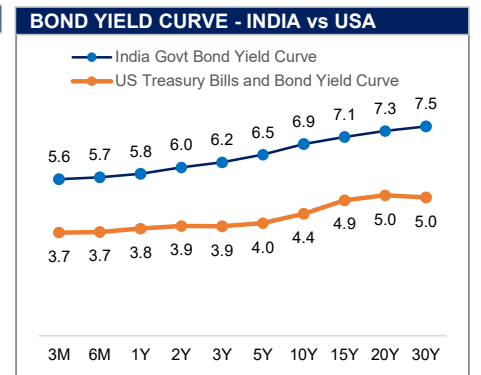
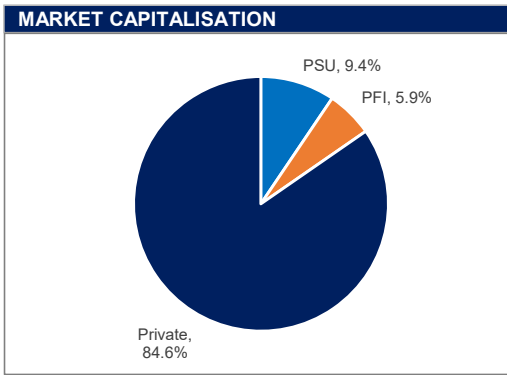
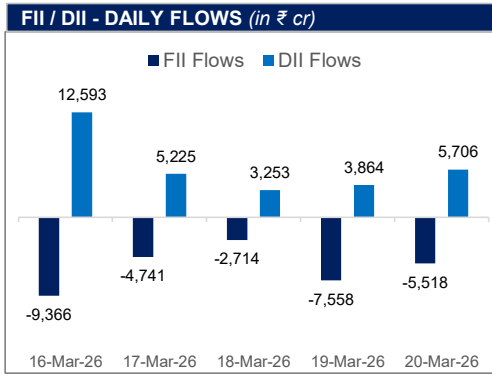




**MARKET MONITOR**

INDIAN INDICES	CLOSE	P.CLOSE	CHANGE	GLOBAL INDICES	CLOSE	P.CLOSE	CHANGE
<b>NIFTY50</b>	22,512.65	23,114.50	-2.60%	<b>USA MARKETS</b>			
<b>BSE SENSEX</b>	72,696.39	74,532.96	-2.46%	<b>DOW JONES</b>	45,577.47	46,021.43	-0.96%
<b>NIFTY MIDCAP 150</b>	19,445.75	20,226.90	-3.86%	<b>S&amp;P 500</b>	6,506.48	6,606.49	-1.51%
<b>NIFTY SMALL CAP 250</b>	14,232.85	14,791.95	-3.78%	<b>NASDAQ</b>	23,898.15	24,355.28	-1.88%
<b>NIFTY AUTO</b>	23,934.75	24,715.90	-3.16%	<b>EUROPEAN MARKETS</b>			
<b>NIFTY BANK</b>	51,437.75	53,427.05	-3.72%	<b>UK - FTSE100</b>	9,716.39	9,918.33	-2.04%
<b>NIFTY FMCG</b>	45,837.05	47,007.55	-2.49%	<b>FRANCE - CAC</b>	7,529.98	7,665.62	-1.77%
<b>NIFTY HEALTHCARE</b>	14,079.30	14,383.45	-2.11%	<b>GERMANY - DAX</b>	21,962.68	22,380.19	-1.87%
<b>NIFTY INFO-TECH</b>	29,147.05	29,199.60	-0.18%	<b>ASIAN MARKETS</b>			
<b>NIFTY DEFENCE</b>	7,390.85	7,735.50	-4.46%	<b>JAPAN - NIKKEI 225</b>	51,515.49	53,372.53	-3.48%
<b>NIFTY METAL</b>	10,863.45	11,412.75	-4.81%	<b>CHINA - SHANGHAI COMPOSITE</b>	3,813.28	3,957.05	-3.63%
<b>NIFTY OIL AND GAS</b>	10,737.85	11,034.95	-2.69%	<b>HONG KONG - HANG SENG</b>	24,382.47	25,277.32	-3.54%
<b>BSE PSU</b>	19,983.25	20,688.08	-3.41%	<b>SINGAPORE - STRAITS TIMES</b>	4,841.30	4,948.87	-2.17%
<b>NIFTY PSE</b>	9,593.90	9,882.00	-2.92%				
<b>NIFTY 10Y G-SEC</b>	2,623.13	2,627.09	-0.15%				



**MACROS**

Real GDP Growth Rate - 2025-26 (Projected)	7.40%	Repo Rate	5.25%
CPI Inflation - 2025-26 (Projected)	2.10%	India Government 10Y Bond Yield	6.88%
Market Capitalisation (in ₹ cr)	4,28,76,298.38	Spot Foreign Exchange Rate (INR/USD)	93.98
Investor Accounts (in cr)	22.24	Foreign Exchange Reserves (in \$ Bn)	709.76

**DERIVATIVES**

	25-03-2026	30-04-2026	27-05-2026
<b>Sensex Futures</b>	72,722	73,387	74,141
	30-03-2026	28-04-2026	26-05-2026
<b>NIFTY50 Futures</b>	22,498	22,625	22,770
	Apr-26	Jun-26	Sep-26
<b>Brent Futures (\$ per barrel)</b>	113.19	103.09	92.15
	1 Month	3 Months	12 Months
<b>INR/USD Forward Rate</b>	94.37	94.83	96.63

- MARKET SIGNALS**
- 1) The BSE Sensex dropped 1,836.57 points, or 2.46%, to end at 72,696.39, while the Nifty 50 ended at 22,512.65, down 601.85 points, or 2.60%.
  - 2) DII bought equities worth ₹5,706 Cr. FII sold equities worth of ₹5,518 Cr on Friday.
  - 3) The Indian rupee declined to 93.98 against the U.S. dollar, surpassing its previous low of 93.735 recorded on Friday.
  - 4) MCX crude oil prices remained in a positive trajectory, up 1.12% to ₹9,360 per barrel.
  - 5) India achieves 1 billion tonne Coal Production milestone again, strengthening energy security of the country: PIB