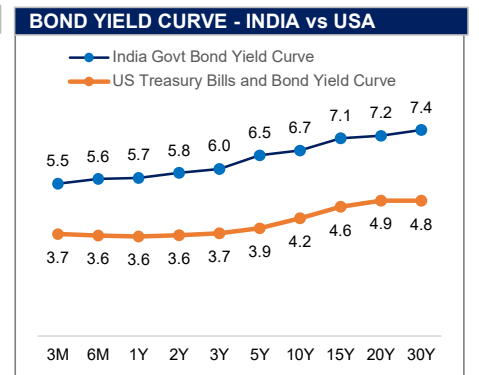
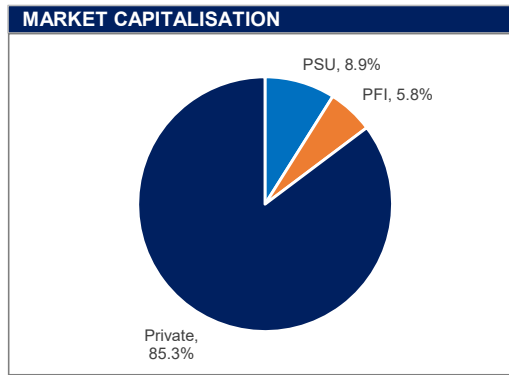
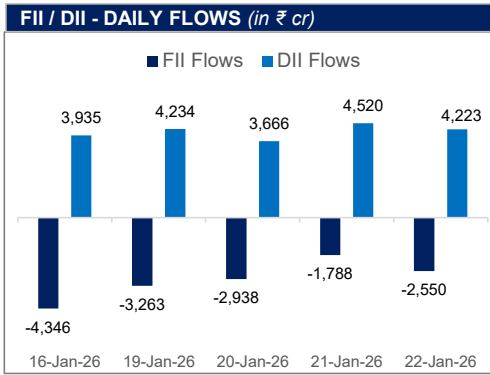


MARKET MONITOR

INDIAN INDICES	CLOSE	P.CLOSE	CHANGE	GLOBAL INDICES	CLOSE	P.CLOSE	CHANGE
BSE SENSEX	81,537.70	82,307.37	-0.94%	USA MARKETS			
NIFTY50	25,048.65	25,289.90	-0.95%	DOW JONES	49,384.01	49,077.23	0.63%
NIFTY MIDCAP 150	21,008.55	21,376.00	-1.72%	S&P 500	6,913.35	6,875.62	0.55%
NIFTY SMALL CAP 250	15,314.60	15,618.80	-1.95%	NASDAQ	25,518.35	25,326.58	0.76%
NIFTY AUTO	26,804.55	27,110.20	-1.13%	EUROPEAN MARKETS			
NIFTY BANK	58,473.10	59,200.10	-1.23%	UK - FTSE100	10,144.86	10,150.05	-0.05%
NIFTY FMCG	51,662.05	51,978.40	-0.61%	FRANCE - CAC	8,114.21	8,148.89	-0.43%
NIFTY HEALTHCARE	13,957.30	14,074.00	-0.83%	GERMANY - DAX	24,833.76	24,856.47	-0.09%
NIFTY INFO-TECH	38,238.50	38,301.75	-0.17%	ASIAN MARKETS			
NIFTY DEFENCE	7,522.10	7,660.15	-1.80%	JAPAN - NIKKEI 225	53,846.87	53,688.89	0.29%
NIFTY METAL	11,477.80	11,573.70	-0.83%	CHINA - SHANGHAI COMPOSITE	4,136.16	4,122.58	0.33%
NIFTY OIL AND GAS	11,306.65	11,443.35	-1.19%	HONG KONG - HANG SENG	26,749.51	26,629.96	0.45%
BSE PSU	20,426.91	20,787.16	-1.73%	SINGAPORE - STRAITS TIMES	4,891.45	4,828.32	1.31%
NIFTY PSE	9,614.40	9,765.20	-1.54%				
NIFTY 10Y G-SEC	2,617.84	2,612.98	0.19%				



MACROS

Real GDP Growth Rate - 2025-26 (Projected)	7.30%	Repo Rate	5.25%
CPI Inflation - 2025-26 (Projected)	2.00%	India Government 10Y Bond Yield	6.65%
Market Capitalisation (in ₹ cr)	4,51,42,552	Spot Foreign Exchange Rate (INR/USD)	91.96
Investor Accounts (in cr)	21.59	Foreign Exchange Reserves (in \$ Bn)	701.36

DERIVATIVES

Sensex Futures	29-01-2026 85,396	26-02-2026 85,848	25-03-2026 86,190
NIFTY50 Futures	27-01-2026 25,080	24-02-2026 25,208	30-03-2026 25,391
Brent Futures (\$ per barrel)	Jan-26 65.03	Mar-26 63.88	Jun-26 63.33
INR/USD Forward Rate	1 Month 92.20	3 Months 92.75	12 Months 94.47

MARKET SIGNALS

- 1) Indian equity indices ended lower, Sensex was down 769.67 points or 0.94 percent at 81,537.70 and the Nifty was down 241.25 points or 0.95 percent at 25,048.65.
- 2) Indian companies, including lenders, raised a record USD 32.5 billion through overseas syndicated loans in 2025, compared with USD 26 billion in 2024.
- 3) DIIs purchased equities worth ₹4,223 crore, while FIIs sold equities worth at ₹-2,550 crore on Thursday.
- 4) The country's long-term U.S. debt holdings have declined 26% from the 2023 peak to USD 174 billion.
- 5) MCX gold prices rose by 1.8% to reach ₹159,000 per 10 grams, while MCX silver futures recorded an increase of nearly 4%, climbing to ₹339,927 per kilogram.