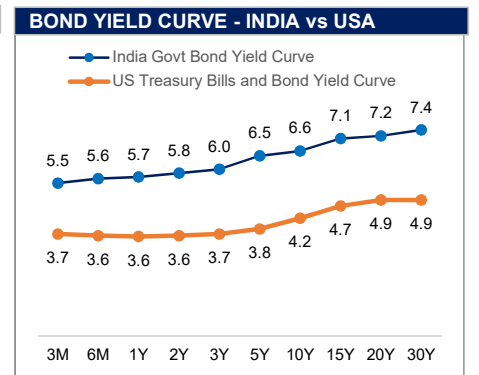
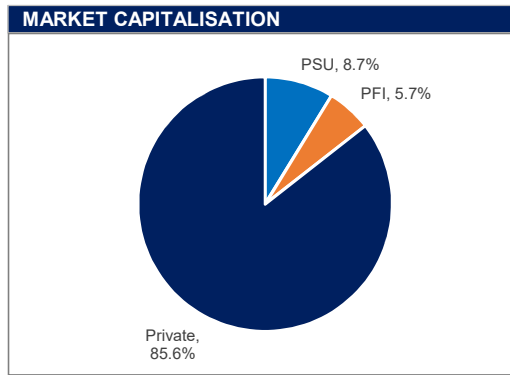
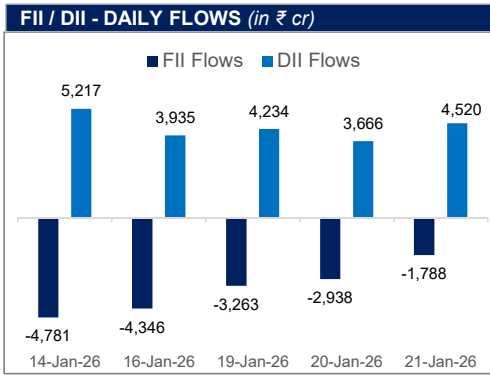


MARKET MONITOR

INDIAN INDICES	CLOSE	P.CLOSE	CHANGE	GLOBAL INDICES	CLOSE	P.CLOSE	CHANGE
BSE SENSEX	82,307.37	81,909.63	0.49%	USA MARKETS			
NIFTY50	25,289.90	25,157.50	0.53%	DOW JONES	49,077.23	48,488.59	1.21%
NIFTY MIDCAP 150	21,376.00	21,118.45	1.22%	S&P 500	6,875.62	6,796.86	1.16%
NIFTY SMALL CAP 250	15,618.80	15,478.80	0.90%	NASDAQ	25,326.58	24,987.57	1.36%
NIFTY AUTO	27,110.20	26,871.25	0.89%	EUROPEAN MARKETS			
NIFTY BANK	59,200.10	58,800.30	0.68%	UK - FTSE100	10,167.54	10,138.09	0.29%
NIFTY FMCG	51,978.40	51,402.50	1.12%	FRANCE - CAC	8,161.55	8,069.17	1.14%
NIFTY HEALTHCARE	14,074.00	13,910.30	1.18%	GERMANY - DAX	24,850.77	24,560.98	1.18%
NIFTY INFO-TECH	38,301.75	37,992.30	0.81%	ASIAN MARKETS			
NIFTY DEFENCE	7,660.15	7,461.05	2.67%	JAPAN - NIKKEI 225	53,688.89	52,774.64	1.73%
NIFTY METAL	11,573.70	11,438.95	1.18%	CHINA - SHANGHAI COMPOSITE	4,122.58	4,116.94	0.14%
NIFTY OIL AND GAS	11,443.35	11,402.70	0.36%	HONG KONG - HANG SENG	26,629.96	26,585.06	0.17%
BSE PSU	20,787.16	20,438.71	1.70%	SINGAPORE - STRAITS TIMES	4,828.32	4,809.88	0.38%
NIFTY PSE	9,765.20	9,620.35	1.51%				
NIFTY 10Y G-SEC	2,612.98	2,609.36	0.14%				



MACROS

Real GDP Growth Rate - 2025-26 (Projected)	7.30%	Repo Rate	5.25%
CPI Inflation - 2025-26 (Projected)	2.00%	India Government 10Y Bond Yield	6.64%
Market Capitalisation (in ₹ cr)	4,53,97,852	Spot Foreign Exchange Rate (INR/USD)	91.63
Investor Accounts (in cr)	21.59	Foreign Exchange Reserves (in \$ Bn)	687.19

DERIVATIVES

Sensex Futures	29-01-2026 85,396	26-02-2026 85,848	25-03-2026 86,190
NIFTY50 Futures	27-01-2026 25,375	24-02-2026 25,496	30-03-2026 25,698
Brent Futures (\$ per barrel)	Jan-26 64.35	Mar-26 63.33	Jun-26 62.84
INR/USD Forward Rate	1 Month 91.85	3 Months 92.38	12 Months 94.12

MARKET SIGNALS

- 1) Indian equity indices ended on strong note, Sensex was up 397.74 points or 0.49% at 82,307.37 and the Nifty was up 132.40 points or 0.53% at 25,289.90.
- 2) India's net FDI remains negative for fourth straight month in November 2025, Outflows exceed inflows by \$446 million: RBI data.
- 3) DIIs purchased equities worth ₹4,520 crore, while FIIs sold equities worth at ₹1,788 crore on Wednesday.
- 4) The Reserve Bank of India (RBI) recorded net foreign exchange sales of \$9.7 billion in November, lower than the net sale of \$11.8 billion reported in October.
- 5) Gold and silver prices declined, after hitting record highs, with MCX gold futures falling nearly 2% and silver slipping below the ₹3.20 lakh mark.