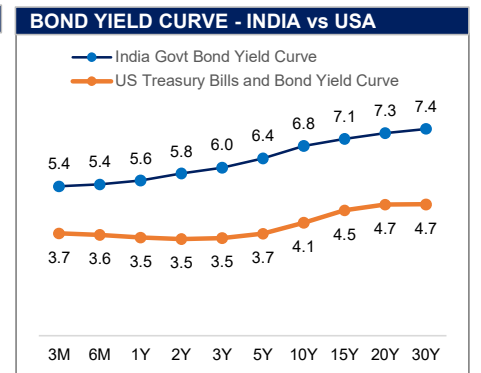
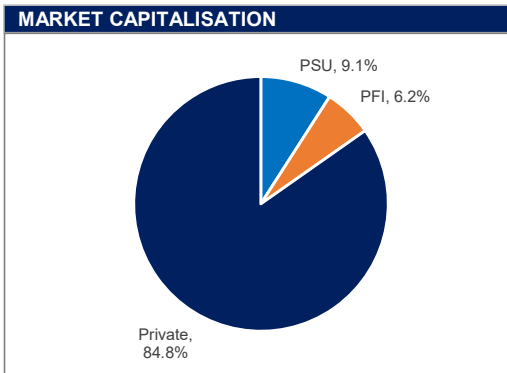
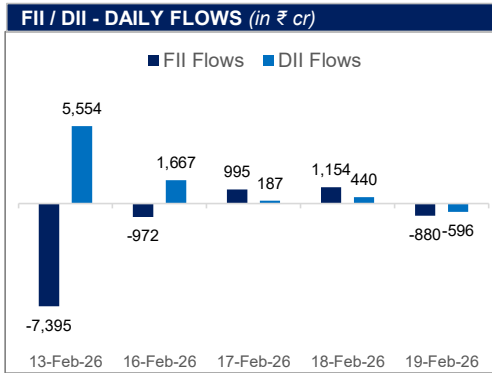




MARKET MONITOR

INDIAN INDICES	CLOSE	P.CLOSE	CHANGE	GLOBAL INDICES	CLOSE	P.CLOSE	CHANGE
NIFTY50	25,571.25	25,454.35	0.46%	USA MARKETS			
BSE SENSEX	82,814.71	82,498.14	0.38%	DOW JONES	49,395.16	49,662.66	-0.54%
NIFTY MIDCAP 150	21,918.20	21,813.40	0.48%	S&P 500	6,861.89	6,881.31	-0.28%
NIFTY SMALL CAP 250	15,958.80	15,988.00	-0.18%	NASDAQ	24,797.34	24,898.87	-0.41%
NIFTY AUTO	27,846.80	27,734.00	0.41%	EUROPEAN MARKETS			
NIFTY BANK	61,172.00	60,739.55	0.71%	UK - FTSE100	10,706.97	10,627.04	0.75%
NIFTY FMCG	51,772.70	51,483.60	0.56%	FRANCE - CAC	8,474.42	8,398.78	0.90%
NIFTY HEALTHCARE	14,560.75	14,521.20	0.27%	GERMANY - DAX	25,129.31	25,043.57	0.34%
NIFTY INFO-TECH	32,004.05	32,319.40	-0.98%	ASIAN MARKETS			
NIFTY DEFENCE	8,099.45	8,036.30	0.79%	JAPAN - NIKKEI 225	56,825.70	57,467.83	-1.12%
NIFTY METAL	11,989.95	11,842.40	1.25%	CHINA - SHANGHAI COMPOSITE	4,082.07	4,134.02	-1.26%
NIFTY OIL AND GAS	12,092.30	12,036.15	0.47%	HONG KONG - HANG SENG	26,413.35	26,705.94	-1.10%
BSE PSU	22,276.31	22,036.21	1.09%	SINGAPORE - STRAITS TIMES	5,017.60	5,001.56	0.32%
NIFTY PSE	10,366.90	10,252.90	1.11%				
NIFTY 10Y G-SEC	2,622.64	2,622.16	0.02%				



MACROS

Real GDP Growth Rate - 2025-26 (Projected)	7.40%	Repo Rate	5.25%
CPI Inflation - 2025-26 (Projected)	2.10%	India Government 10Y Bond Yield	6.72%
Market Capitalisation (in ₹ cr)	4,65,10,908.04	Spot Foreign Exchange Rate (INR/USD)	90.99
Investor Accounts (in cr)	21.95	Foreign Exchange Reserves (in \$ Bn)	717.06

DERIVATIVES

	26-02-2026	25-03-2026	30-04-2026
Sensex Futures	82,889	83,364	83,866
	24-02-2026	30-03-2026	28-04-2026
NIFTY50 Futures	25,585	25,741	25,898
	Mar-26	May-26	Aug-26
Brent Futures (\$ per barrel)	71.22	70.28	68.54
	1 Month	3 Months	12 Months
INR/USD Forward Rate	91.12	91.54	93.25

- MARKET SIGNALS**
- The BSE Sensex settled 316.57 points or 0.38% higher at 82,814.71, while the Nifty 50 ended at 25,571.25, gaining 116.90 points or 0.46%.
 - DII sold equities worth ₹596 Cr. FII sold equities worth of ₹880 Cr on Thursday.
 - Health insurance premiums recorded a 27.17% YoY increase in January to ₹5,414.54 cr. General insurers reported 20.4% YoY growth to ₹2,187.98 cr, while standalone health insurers recorded 32.3% YoY to ₹3,226.56 cr.
 - HSBC's flash India Composite Purchasing Managers' Index (PMI), compiled by S&P Global, rose to 59.3 in February from January's 58.4, marking a three-month high.
 - Crude oil prices hovered near six-month highs, with Brent crude at \$71.99 and West Texas Intermediate (WTI) at \$67.05, both posting weekly gains of around 5-6%.