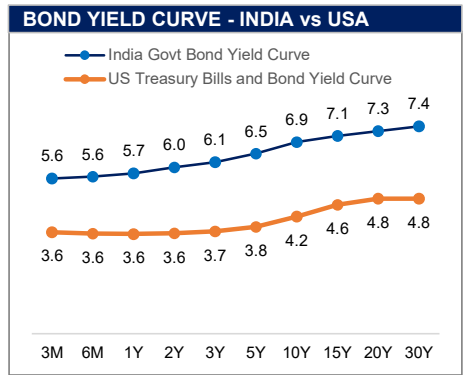
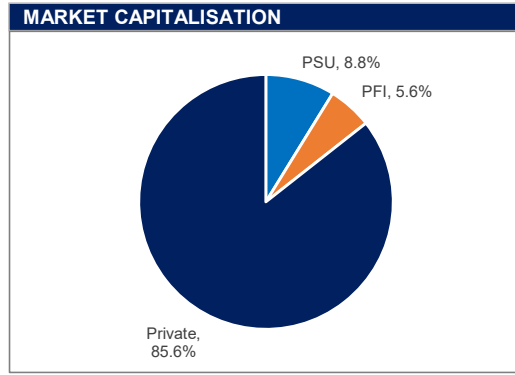
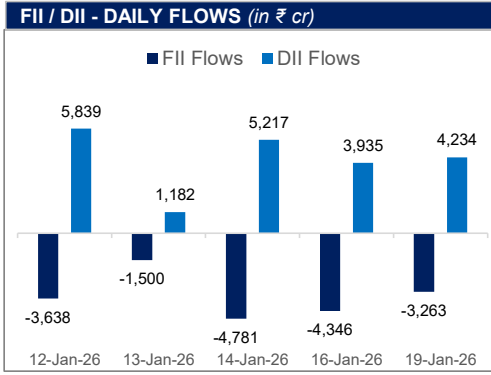




**MARKET MONITOR**

INDIAN INDICES	CLOSE	P.CLOSE	CHANGE	GLOBAL INDICES	CLOSE	P.CLOSE	CHANGE
<b>BSE SENSEX</b>	82,180.47	83,246.18	-1.28%	<b>USA MARKETS</b>			
<b>NIFTY50</b>	25,232.50	25,585.50	-1.38%	<b>DOW JONES</b>	49,359.33	49,442.44	-0.17%
<b>NIFTY MIDCAP 150</b>	21,334.60	21,878.45	-2.49%	<b>S&amp;P 500</b>	6,940.01	6,944.47	-0.06%
<b>NIFTY SMALL CAP 250</b>	15,595.20	16,024.05	-2.68%	<b>NASDAQ</b>	25,529.26	25,547.07	-0.07%
<b>NIFTY AUTO</b>	26,948.10	27,632.45	-2.48%	<b>EUROPEAN MARKETS</b>			
<b>NIFTY BANK</b>	59,404.20	59,891.35	-0.81%	<b>UK - FTSE100</b>	10,077.58	10,195.35	-1.16%
<b>NIFTY FMCG</b>	51,713.00	52,489.95	-1.48%	<b>FRANCE - CAC</b>	8,014.31	8,112.02	-1.20%
<b>NIFTY HEALTHCARE</b>	13,993.65	14,300.35	-2.14%	<b>GERMANY - DAX</b>	24,603.88	24,959.06	-1.42%
<b>NIFTY INFO-TECH</b>	38,101.05	38,902.50	-2.06%	<b>ASIAN MARKETS</b>			
<b>NIFTY DEFENCE</b>	7,555.00	7,770.65	-2.78%	<b>JAPAN - NIKKEI 225</b>	52,991.10	53,583.57	-1.11%
<b>NIFTY METAL</b>	11,374.45	11,593.05	-1.89%	<b>CHINA - SHANGHAI COMPOSITE</b>	4,113.65	4,114.00	-0.01%
<b>NIFTY OIL AND GAS</b>	11,372.25	11,564.75	-1.66%	<b>HONG KONG - HANG SENG</b>	26,487.51	26,563.90	-0.29%
<b>BSE PSU</b>	20,541.67	20,916.88	-1.79%	<b>SINGAPORE - STRAITS TIMES</b>	4,828.00	4,834.88	-0.14%
<b>NIFTY PSE</b>	9,662.50	9,874.25	-2.14%				
<b>NIFTY 10Y G-SEC</b>	2,607.17	2,606.40	0.03%				



**MACROS**

Real GDP Growth Rate - 2025-26 (Projected)	7.30%	Repo Rate	5.25%
CPI Inflation - 2025-26 (Projected)	2.00%	India Government 10Y Bond Yield	6.68%
Market Capitalisation (in ₹ cr)	4,65,19,796.63	Spot Foreign Exchange Rate (INR/USD)	90.98
Investor Accounts (in cr)	21.59	Foreign Exchange Reserves (in \$ Bn)	687.19

**DERIVATIVES**

<b>Sensex Futures</b>	29-01-2026	26-02-2026	25-03-2026
	82,406	82,966	83,381
<b>NIFTY50 Futures</b>	27-01-2026	24-02-2026	30-03-2026
	25,268	25,404	25,589
<b>Brent Futures (\$ per barrel)</b>	Feb-26	Apr-26	Jul-26
	64.17	63.04	62.38
<b>INR/USD Forward Rate</b>	1 Month	3 Months	12 Months
	91.22	91.72	93.34

- MARKET SIGNALS**
- The Sensex declined 1065.7 points or 1.28% to close at 82,180.47, while the Nifty 50 slipped lower by 353 points or 1.38%, settling at 25,232.50.
  - DII bought equities worth ₹4,234 Cr. FII sold equities worth of ₹3,263 Cr on Monday.
  - The International Monetary Fund (IMF) increased India's growth forecast for 2025-26 by 0.7 percentage points to 7.3%, citing stronger-than-expected economic momentum.
  - Multi Commodity Exchange (MCX) Gold futures for February 5, 2026 rose by Rs 5,931 or 4%, to Rs 1,51,470 per 10 grams.
  - According to rating agency CareEdge, India's average return on inward FDI remains robust at 7.3%, outperforming many emerging and developed economies.