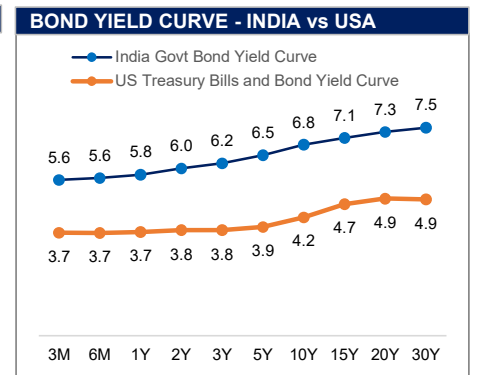
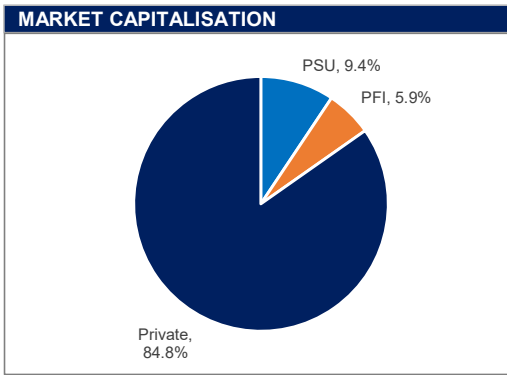
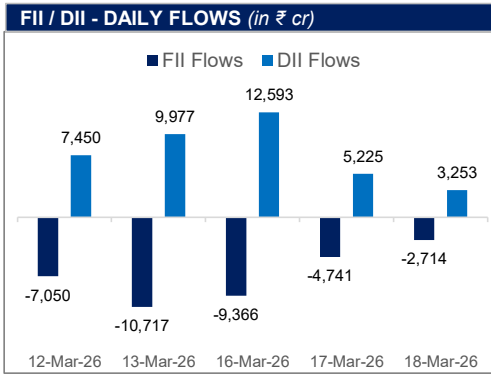




**MARKET MONITOR**

INDIAN INDICES				GLOBAL INDICES			
	CLOSE	P.CLOSE	CHANGE		CLOSE	P.CLOSE	CHANGE
NIFTY50	23,002.15	23,777.80	-3.26%	<b>USA MARKETS</b>			
BSE SENSEX	74,207.24	76,704.13	-3.26%	DOW JONES	46,225.15	46,993.26	-1.63%
NIFTY MIDCAP 150	20,108.95	20,746.80	-3.07%	S&P 500	6,624.70	6,716.09	-1.36%
NIFTY SMALL CAP 250	14,753.25	15,153.55	-2.64%	NASDAQ	24,425.09	24,780.42	-1.43%
NIFTY AUTO	24,509.90	25,598.85	-4.25%	<b>EUROPEAN MARKETS</b>			
NIFTY BANK	53,451.00	55,326.05	-3.39%	UK - FTSE100	10,122.18	10,305.29	-1.78%
NIFTY FMCG	46,861.95	48,079.00	-2.53%	FRANCE - CAC	7,845.94	7,969.88	-1.56%
NIFTY HEALTHCARE	14,116.85	14,469.80	-2.44%	GERMANY - DAX	22,995.84	23,502.25	-2.15%
NIFTY INFO-TECH	28,579.60	29,559.30	-3.31%	<b>ASIAN MARKETS</b>			
NIFTY DEFENCE	7,792.15	8,092.40	-3.71%	JAPAN - NIKKEI 225	53,372.53	55,239.40	-3.38%
NIFTY METAL	11,249.35	11,625.45	-3.24%	CHINA - SHANGHAI COMPOSITE	4,006.55	4,062.98	-1.39%
NIFTY OIL AND GAS	10,974.65	11,196.90	-1.98%	HONG KONG - HANG SENG	25,500.58	26,025.42	-2.02%
BSE PSU	20,501.57	21,001.23	-2.38%	SINGAPORE - STRAITS TIMES	4,967.61	5,002.17	-0.69%
NIFTY PSE	9,822.10	10,048.95	-2.26%				
NIFTY 10Y G-SEC	2,627.09	2,626.61	0.02%				



**MACROS**

Real GDP Growth Rate - 2025-26 (Projected)	7.40%	Repo Rate	5.25%
CPI Inflation - 2025-26 (Projected)	2.10%	India Government 10Y Bond Yield	6.73%
Market Capitalisation (in ₹ cr)	4,38,63,555.25	Spot Foreign Exchange Rate (INR/USD)	92.64
Investor Accounts (in cr)	22.24	Foreign Exchange Reserves (in \$ Bn)	716.81

**DERIVATIVES**

	25-03-2026	30-04-2026	27-05-2026
Sensex Futures	74,465	75,099	75,701
NIFTY50 Futures	23,111	23,255	23,399
Brent Futures (\$ per barrel)	114.61	101.49	89.51
INR/USD Forward Rate	93.00	93.46	95.28

- MARKET SIGNALS**
- The BSE Sensex dropped 2,496.89 points, or 3.26%, to end at 74,207.24, while the Nifty 50 ended at 23,002.15, down 775.65 points, or 3.26%.
  - DII bought equities worth ₹3,253 Cr. FII sold equities worth of ₹2,714 Cr on Wednesday.
  - India's outward foreign direct investment (FDI) declined to \$2.76 billion in February 2026 from \$4.30 billion in the same month last year: RBI data
  - Mutual funds boosted their cash reserves by Rs 3,544 crore in February 2026, reaching a total of Rs 2.09 lakh crore.
  - India's net direct tax collections so far this fiscal year stood at ₹22.80 trillion after accounting for refunds, up 7.19% from the previous year, CBDT data showed.