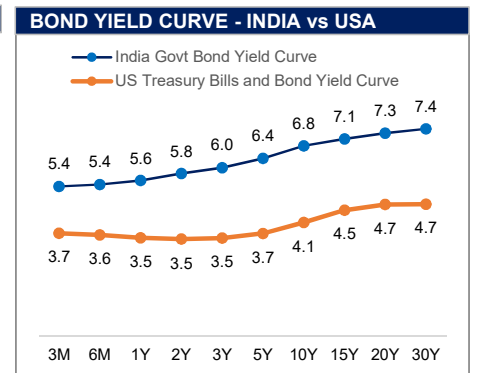
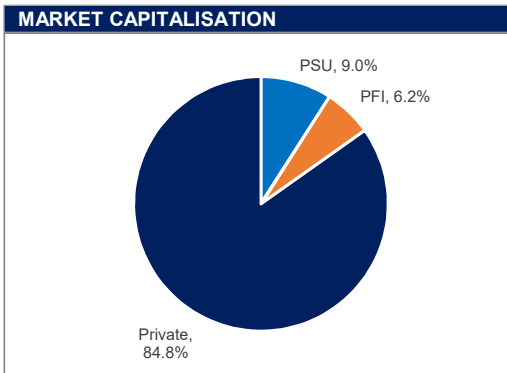
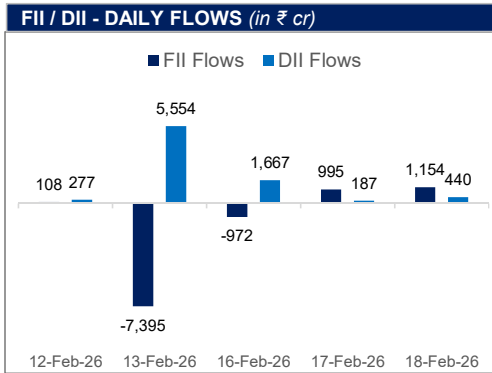




MARKET MONITOR

| INDIAN INDICES | CLOSE | P.CLOSE | CHANGE | GLOBAL INDICES | CLOSE | P.CLOSE | CHANGE |
|----------------------------|-----------|-----------|--------|-----------------------------------|-----------|-----------|--------|
| NIFTY50 | 25,454.35 | 25,819.35 | -1.41% | USA MARKETS | | | |
| BSE SENSEX | 82,498.14 | 83,734.25 | -1.48% | DOW JONES | 49,662.66 | 49,533.19 | 0.26% |
| NIFTY MIDCAP 150 | 21,813.40 | 22,159.95 | -1.56% | S&P 500 | 6,881.31 | 6,843.22 | 0.56% |
| NIFTY SMALL CAP 250 | 15,988.00 | 16,180.85 | -1.19% | NASDAQ | 24,898.87 | 24,701.60 | 0.80% |
| NIFTY AUTO | 27,734.00 | 28,327.60 | -2.10% | EUROPEAN MARKETS | | | |
| NIFTY BANK | 60,739.55 | 61,550.80 | -1.32% | UK - FTSE100 | 10,612.99 | 10,686.18 | -0.68% |
| NIFTY FMCG | 51,483.60 | 52,406.50 | -1.76% | FRANCE - CAC | 8,364.84 | 8,429.03 | -0.76% |
| NIFTY HEALTHCARE | 14,521.20 | 14,595.85 | -0.51% | GERMANY - DAX | 25,093.85 | 25,278.21 | -0.73% |
| NIFTY INFO-TECH | 32,319.40 | 32,668.30 | -1.07% | ASIAN MARKETS | | | |
| NIFTY DEFENCE | 8,036.30 | 8,177.95 | -1.73% | JAPAN - NIKKEI 225 | 57,467.83 | 57,143.84 | 0.57% |
| NIFTY METAL | 11,842.40 | 11,985.75 | -1.20% | CHINA - SHANGHAI COMPOSITE | 4,082.07 | 4,134.02 | -1.26% |
| NIFTY OIL AND GAS | 12,036.15 | 12,159.95 | -1.02% | HONG KONG - HANG SENG | 26,705.94 | 26,567.12 | 0.52% |
| BSE PSU | 22,036.21 | 22,334.94 | -1.34% | SINGAPORE - STRAITS TIMES | 5,001.56 | 4,938.58 | 1.28% |
| NIFTY PSE | 10,252.90 | 10,406.95 | -1.48% | | | | |
| NIFTY 10Y G-SEC | 2,622.64 | 2,622.16 | 0.02% | | | | |



MACROS

| | | | |
|--|----------------|--------------------------------------|--------|
| Real GDP Growth Rate - 2025-26 (Projected) | 7.40% | Repo Rate | 5.25% |
| CPI Inflation - 2025-26 (Projected) | 2.10% | India Government 10Y Bond Yield | 6.68% |
| Market Capitalisation (in ₹ cr) | 4,71,74,876.86 | Spot Foreign Exchange Rate (INR/USD) | 90.68 |
| Investor Accounts (in cr) | 21.95 | Foreign Exchange Reserves (in \$ Bn) | 717.06 |

DERIVATIVES

| | 26-02-2026 | 25-03-2026 | 30-04-2026 |
|--------------------------------------|------------|------------|------------|
| Sensex Futures | 82,478 | 82,988 | 83,651 |
| | 24-02-2026 | 30-03-2026 | 28-04-2026 |
| NIFTY50 Futures | 25,410 | 25,564 | 25,724 |
| | Mar-26 | May-26 | Aug-26 |
| Brent Futures (\$ per barrel) | 71.13 | 69.93 | 68.26 |
| | 1 Month | 3 Months | 12 Months |
| INR/USD Forward Rate | 90.81 | 91.24 | 92.94 |

- MARKET SIGNALS**
- The BSE Sensex dropped 1236.11 points, or 1.48%, to close at 82,498.14, while the Nifty 50 fell 365 points, or 1.41%, to 25,454.35.
 - DII bought equities worth ₹440 Cr. FII bought equities worth of ₹1,154 Cr on Wednesday.
 - Consumer inflation likely to rise to 4.3% in FY27 from 2.5% in FY26: Crisil
 - Foreign institutional investors (FIIs) pulled out more than ₹11,000 crore in early February and over Rs 74,000 crore so far in 2026.
 - WTI crude oil climbed 1.74% to \$66.06 per barrel, extending the prior session's more than 4% rally, the strongest single-day advance since late October.