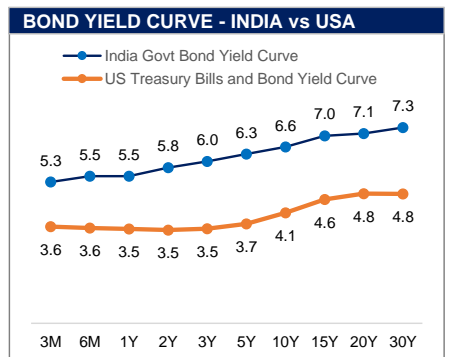
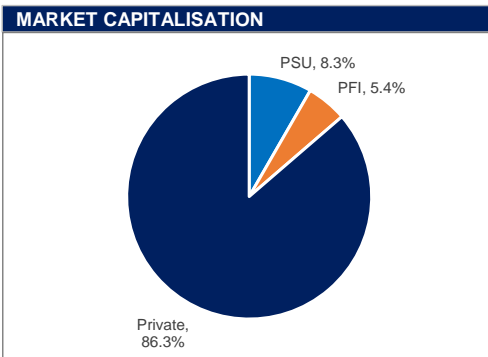
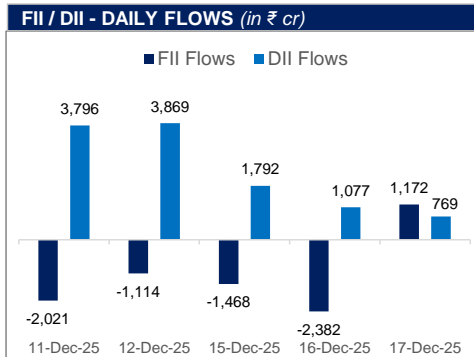


MARKET MONITOR

INDIAN INDICES	CLOSE	P.CLOSE	CHANGE	GLOBAL INDICES	CLOSE	P.CLOSE	CHANGE
BSE SENSEX	84,481.81	84,559.65	-0.09%	USA MARKETS			
NIFTY50	25,815.55	25,818.55	-0.01%	DOW JONES	47,885.97	48,114.26	-0.47%
NIFTY MIDCAP 150	21,892.75	21,846.25	0.21%	S&P 500	6,721.43	6,800.26	-1.16%
NIFTY SMALL CAP 250	16,192.15	16,210.70	-0.11%	NASDAQ	24,647.61	25,132.94	-1.93%
NIFTY AUTO	27,321.90	27,489.25	-0.61%	EUROPEAN MARKETS			
NIFTY BANK	58,912.85	58,926.75	-0.02%	UK - FTSE100	9,800.97	9,774.32	0.27%
NIFTY FMCG	54,546.45	54,603.40	-0.10%	FRANCE - CAC	8,105.85	8,086.05	0.24%
NIFTY HEALTHCARE	14,552.30	14,566.60	-0.10%	GERMANY - DAX	24,021.82	23,960.59	0.26%
NIFTY INFO-TECH	38,633.35	38,172.05	1.21%	ASIAN MARKETS			
NIFTY DEFENCE	7,374.10	7,379.80	-0.08%	JAPAN - NIKKEI 225	49,001.50	49,512.28	-1.03%
NIFTY METAL	10,516.15	10,490.15	0.25%	CHINA - SHANGHAI COMPOSITE	3,876.37	3,870.28	0.16%
NIFTY OIL AND GAS	11,845.95	11,884.65	-0.33%	HONG KONG - HANG SENG	25,498.13	25,468.78	0.12%
BSE PSU	19,739.88	19,809.08	-0.35%	SINGAPORE - STRAITS TIMES	4,570.61	4,575.48	-0.11%
NIFTY PSE	9,428.70	9,474.80	-0.49%				
NIFTY 10Y G-SEC	2,607.89	2,611.61	-0.14%				



MACROS

Real GDP Growth Rate - 2025-26 (Projected)	7.30%	Repo Rate	5.25%
CPI Inflation - 2025-26 (Projected)	2.00%	India Government 10Y Bond Yield	6.57%
Market Capitalisation (in ₹ cr)	4,66,88,201	Spot Foreign Exchange Rate (INR/USD)	90.25
Investor Accounts (in cr)	21.28	Foreign Exchange Reserves (in \$ Bn)	687.26

DERIVATIVES

	24-12-2025	29-01-2026	26-02-2026
Sensex Futures	86,132	86,745	87,400
	30-12-2025	27-01-2026	24-02-2026
NIFTY50 Futures	25,882	26,045	26,192
	Jan-26	Mar-26	Jun-26
Brent Futures (\$ per barrel)	59.62	59.24	59.33
	1 Month	3 Months	12 Months
INR/USD Forward Rate	90.52	90.91	92.61

MARKET SIGNALS

- India's benchmark equity indices ended nearly unchanged on Thursday, with the BSE Sensex down 0.09% at 84,481.81 and the NSE Nifty 50 easing 0.01% to 25,815.55.
- Alternative Investment Funds (AIFs) expanded their exposure to listed securities by more than 48% on a year-on-year basis, reaching ₹1.98 lakh crore as of September 2025.
- DII's purchased equities worth ₹769 crore, while FIIs bought equities valued at ₹1,172 crore on Thursday.
- SEBI raises threshold for High Value Debt Listed Entities to ₹5,000 crore; aims to ease fundraise efforts.
- SEBI has slashed the brokerage caps to just 6 basis points for cash equity trades and 2 basis points for derivatives.