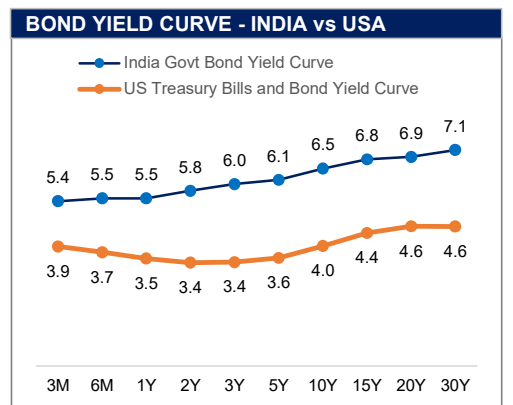
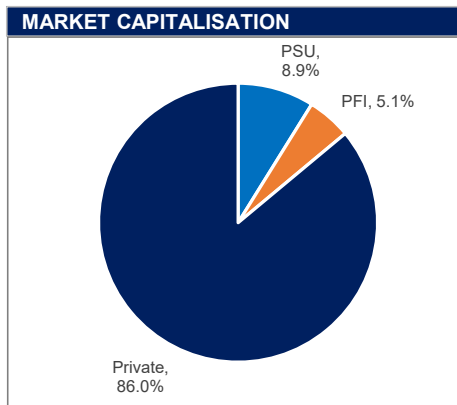
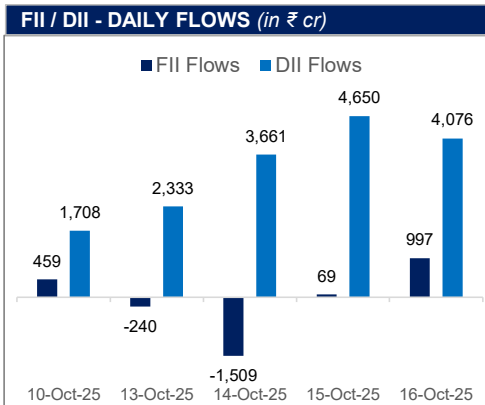


MARKET MONITOR

INDIAN INDICES	CLOSE	P.CLOSE	CHANGE	GLOBAL INDICES	CLOSE	P.CLOSE	CHANGE
NIFTY 50	25,709.85	25,585.30	0.49%	USA MARKETS			
BSE SENSEX	83,952.19	83,467.66	0.58%	DOW JONES	45,952.24	46,253.31	-0.65%
NIFTY MIDCAP 150	21,782.80	21,900.90	-0.54%	S&P 500	6,629.07	6,671.06	-0.63%
NIFTY SMALL CAP 250	17,076.55	17,117.20	-0.24%	NASDAQ	24,657.24	24,745.36	-0.36%
NIFTY AUTO	27,228.60	27,048.75	0.66%	EUROPEAN MARKETS			
NIFTY BANK	57,713.35	57,422.55	0.51%	UK - FTSE100	9,310.57	9,436.09	-1.33%
NIFTY FMCG	56,616.40	55,853.90	1.37%	FRANCE - CAC	8,134.05	8,188.59	-0.67%
NIFTY HEALTHCARE	14,866.90	14,755.20	0.76%	GERMANY - DAX	23,774.54	24,272.19	-2.05%
NIFTY INFO-TECH	34,950.70	35,531.05	-1.63%	ASIAN MARKETS			
NIFTY DEFENCE	8,124.35	8,105.95	0.23%	JAPAN - NIKKEI 225	47,582.15	48,277.74	-1.44%
NIFTY METAL	10,199.30	10,287.25	-0.85%	CHINA - SHANGHAI COMPOSITE	3,839.76	3,916.23	-1.95%
NIFTY OIL AND GAS	11,498.10	11,493.60	0.04%	HONG KONG - HANG SENG	25,247.10	25,888.51	-2.48%
NIFTY PSE	9,894.55	9,931.05	-0.37%	SINGAPORE - STRAITS TIMES	4,328.93	4,356.20	-0.63%
BSE PSU	19,982.76	20,056.76	-0.37%				
NIFTY 10Y G-SEC	2,609.41	2,611.81	-0.09%				



MACROS

Real GDP Growth Rate - 2025-26 (Projected)	6.50%	Repo Rate	5.50%
CPI Inflation - 2025-26 (Projected)	2.60%	India Government 10Y Bond Yield	6.51%
Market Capitalisation (in ₹ cr)	4,67,63,951	Spot Foreign Exchange Rate (USD/INR)	87.97
Investor Accounts (in cr)	20.71	Foreign Exchange Reserves (in \$ Bn)	699.96

DERIVATIVES

	30-10-2025	27-11-2025	24-12-2025
Sensex Futures	84,109	84,472	84,379
	28-10-2025	25-11-2025	30-12-2025
NIFTY50 Futures	25,751	25,880	26,047
	Aug-25	Oct-25	Mar-26
Brent Futures (\$ per barrel)	60.39	60.14	61.16
	1 Month	3 Months	12 Months
USD/INR Forward Rate	88.12	88.43	89.95

MARKET SIGNALS

- India's benchmark indices ended higher extending winning run on 3rd consecutive day, Nifty50 and Sensex hit 52 Week highs during the session.
- DII bought equities worth Rs 4,076 cr and FII bought Rs 997 cr.
- Equity MF schemes held cash worth Rs 1.76 lakh cr at the end of September 2025. Cash as % of AUM declined from 5.23% to 5.13%.
- RBI conducted auction of Gsec 2030 (6.01%) worth Rs 18,000 cr and Gsec 2074 (7.09%) worth Rs 12,000 cr.
- Gold futures on MCX soared to new all time high of Rs 1,30,005 per 10 gm and silver futures climbed to new peak of Rs 1,67,999 per kg.