

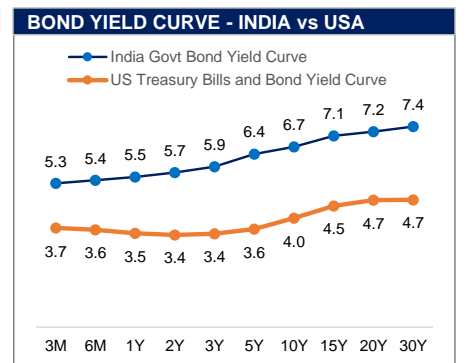
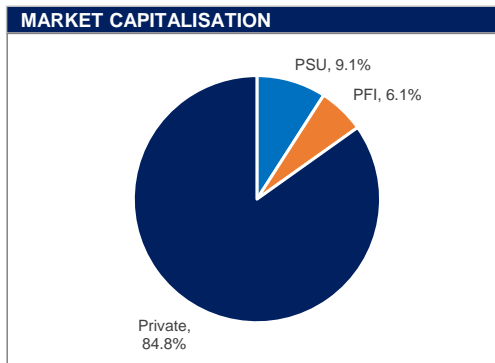
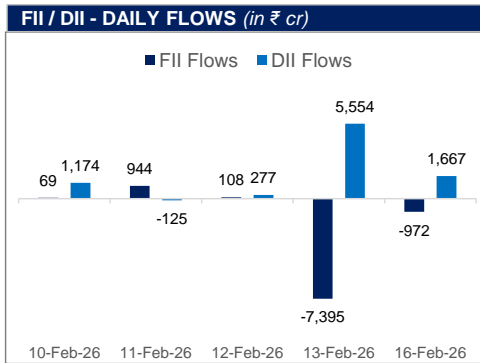
MARKET MONITOR

INDIAN INDICES	CLOSE	P.CLOSE	CHANGE
NIFTY50	25,725.40	25,682.75	0.17%
BSE SENSEX	83,450.96	83,277.15	0.21%
NIFTY MIDCAP 150	22,039.70	21,977.20	0.28%
NIFTY SMALL CAP 250	16,099.35	15,981.15	0.74%
NIFTY AUTO	28,174.55	28,028.20	0.52%
NIFTY BANK	61,174.00	60,949.10	0.37%
NIFTY FMCG	51,778.30	51,318.85	0.90%
NIFTY HEALTHCARE	14,551.90	14,518.00	0.23%
NIFTY INFO-TECH	33,075.05	32,738.05	1.03%
NIFTY DEFENCE	8,121.40	8,014.15	1.34%
NIFTY METAL	11,828.40	11,955.00	-1.06%
NIFTY OIL AND GAS	12,071.20	12,084.65	-0.11%
BSE PSU	22,218.04	22,081.71	0.62%
NIFTY PSE	10,381.95	10,340.60	0.40%
NIFTY 10Y G-SEC	2,623.16	2,619.10	0.16%

GLOBAL INDICES	CLOSE	P.CLOSE	CHANGE
USA MARKETS			
DOW JONES	49,500.93	49,451.98	0.10%
S&P 500	6,836.17	6,832.76	0.05%
NASDAQ	24,732.73	24,687.61	0.18%

EUROPEAN MARKETS			
UK - FTSE100	10,490.25	10,473.69	0.16%
FRANCE - CAC	8,306.00	8,316.50	-0.13%
GERMANY - DAX	24,791.38	24,800.91	-0.04%

ASIAN MARKETS			
JAPAN - NIKKEI 225	56,566.49	56,806.41	-0.42%
CHINA - SHANGHAI COMPOSITE	4,082.07	4,134.02	-1.26%
HONG KONG - HANG SENG	26,705.94	26,567.12	0.52%
SINGAPORE - STRAITS TIMES	4,938.58	4,938.58	0.00%



MACROS			
Real GDP Growth Rate - 2025-26 (Projected)	7.40%	Repo Rate	5.25%
CPI Inflation - 2025-26 (Projected)	2.10%	India Government 10Y Bond Yield	6.66%
Market Capitalisation (in ₹ cr)	4,67,92,926.1	Spot Foreign Exchange Rate (INR/USD)	90.69
Investor Accounts (in cr)	21.91	Foreign Exchange Reserves (in \$ Bn)	717.06

DERIVATIVES			
Sensex Futures	26-02-2026	25-03-2026	30-04-2026
	83,580	84,042	84,600
NIFTY50 Futures	24-02-2026	30-03-2026	28-04-2026
	25,736	25,895	26,051
Brent Futures (\$ per barrel)	Mar-26	May-26	Aug-26
	68.69	67.52	66.34
INR/USD Forward Rate	1 Month	3 Months	12 Months
	90.87	91.39	93.17

MARKET SIGNALS
1) The BSE Sensex rose 173 points, or 0.21%, to close at 83,450.96, while the Nifty 50 advanced 42.65 points, or 0.17%, to 25,725.40.
2) DII bought equities worth ₹1,667 Cr. FII sold equities worth of ₹972 Cr on Monday.
3) PSU Bank index outshines Nifty for 6th straight month; up 41% since Sep-25.
4) Currency in circulation (CiC) rose 11.1% year-on-year to a record ₹40 lakh crore in January, while the cash-to-GDP ratio declined to 11.2%.
5) The mutual fund AUM-to-bank deposit ratio reached 33% in January, indicating that mutual fund assets now amount to nearly one-third of the bank deposits.