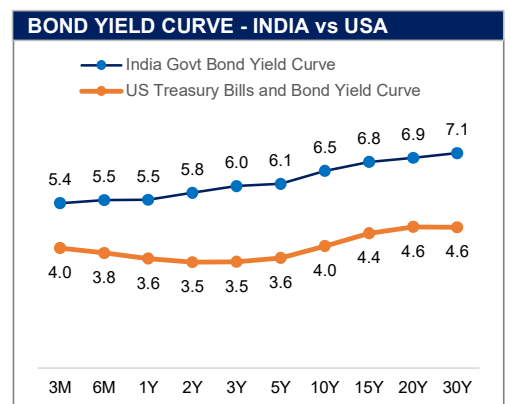
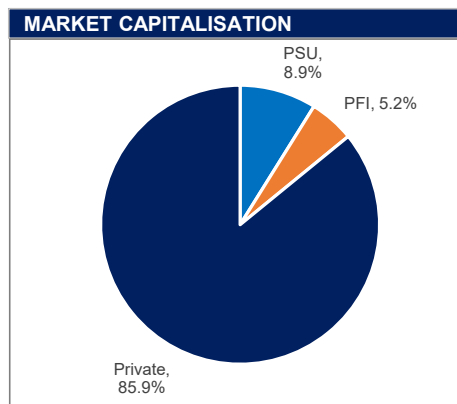
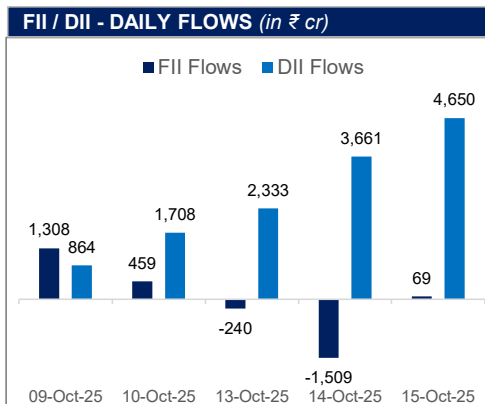


## MARKET MONITOR

INDIAN INDICES	CLOSE	P.CLOSE	CHANGE	GLOBAL INDICES	CLOSE	P.CLOSE	CHANGE
<b>NIFTY 50</b>	25,566.85	25,323.55	0.96%	<b>USA MARKETS</b>			
<b>BSE SENSEX</b>	83,467.66	82,605.43	1.04%	<b>DOW JONES</b>	46,253.31	46,270.46	-0.04%
<b>NIFTY MIDCAP 150</b>	21,897.45	21,796.50	0.46%	<b>S&amp;P 500</b>	6,671.06	6,644.31	0.40%
<b>NIFTY SMALL CAP 250</b>	17,106.40	17,052.00	0.32%	<b>NASDAQ</b>	24,745.36	24,579.32	0.68%
<b>NIFTY AUTO</b>	27,047.00	26,708.65	1.27%	<b>EUROPEAN MARKETS</b>			
<b>NIFTY BANK</b>	57,373.25	56,799.90	1.01%	<b>UK - FTSE100</b>	9,424.32	9,424.75	0.00%
<b>NIFTY FMCG</b>	55,879.10	54,748.70	2.06%	<b>FRANCE - CAC</b>	8,138.23	8,077.00	0.76%
<b>NIFTY HEALTHCARE</b>	14,751.80	14,699.50	0.36%	<b>GERMANY - DAX</b>	24,200.88	24,181.37	0.08%
<b>NIFTY INFO-TECH</b>	35,512.65	35,401.80	0.31%	<b>ASIAN MARKETS</b>			
<b>NIFTY DEFENCE</b>	8,105.95	8,071.15	0.43%	<b>JAPAN - NIKKEI 225</b>	48,277.74	47,672.67	1.27%
<b>NIFTY METAL</b>	10,280.60	10,218.00	0.61%	<b>CHINA - SHANGHAI COMPOSITE</b>	3,916.23	3,912.21	0.10%
<b>NIFTY OIL AND GAS</b>	11,494.65	11,431.40	0.55%	<b>HONG KONG - HANG SENG</b>	25,888.51	25,910.60	-0.09%
<b>NIFTY PSE</b>	9,932.05	9,901.15	0.31%	<b>SINGAPORE - STRAITS TIMES</b>	4,356.20	4,368.42	-0.28%
<b>BSE PSU</b>	20,056.76	20,040.93	0.08%				
<b>NIFTY 10Y G-SEC</b>	2,611.81	2,607.24	0.18%				



## MACROS

<b>Real GDP Growth Rate - 2025-26 (Projected)</b>	6.50%	<b>Repo Rate</b>	5.50%
<b>CPI Inflation - 2025-26 (Projected)</b>	2.60%	<b>India Government 10Y Bond Yield</b>	6.49%
<b>Market Capitalisation (in ₹ cr)</b>	4,64,57,631	<b>Spot Foreign Exchange Rate (USD/INR)</b>	87.83
<b>Investor Accounts (in cr)</b>	20.71	<b>Foreign Exchange Reserves (in \$ Bn)</b>	699.96

## DERIVATIVES

	30-10-2025	27-11-2025	24-12-2025
<b>Sensex Futures</b>	83,660	84,050	84,357
	28-10-2025	25-11-2025	30-12-2025
<b>NIFTY50 Futures</b>	25,648	25,775	25,932
	Aug-25	Oct-25	Mar-26
<b>Brent Futures (\$ per barrel)</b>	62.13	61.73	62.28
	1 Month	3 Months	12 Months
<b>USD/INR Forward Rate</b>	87.97	88.29	89.79

## MARKET SIGNALS

- India's benchmark indices ended higher extending rally on 2nd consecutive day due to positive earnings and renewed foreign inflows.
- DII bought consecutive 35th day equities worth Rs 4,650 cr.
- Domestic Institutional Investors (DIIs) flows to the equity segment were robust in 2025 as net investments hit Rs 6 lakh cr, highest in cy since 2007.
- Indian companies raised over Rs 5.47 lakh cr through bonds in domestic debt market in first half of 2025-26. In FY2025, they raised Rs 11 lakh cr.
- Indian rupee ends near 1 month high amid weak dollar, closes at 87.83.