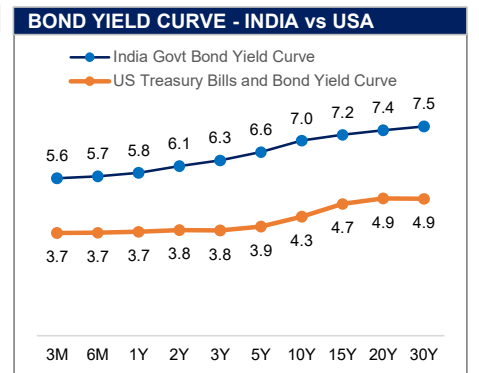
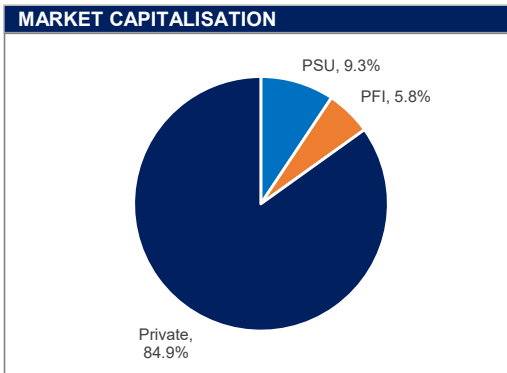
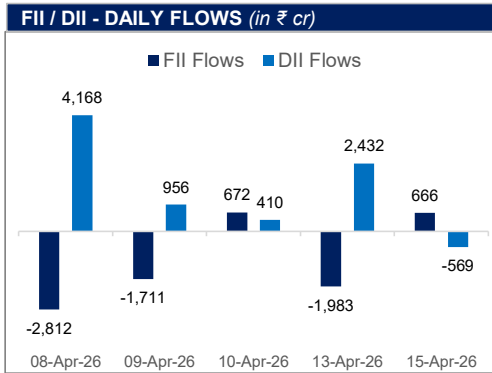




## MARKET MONITOR

INDIAN INDICES				GLOBAL INDICES			
	CLOSE	P.CLOSE	CHANGE		CLOSE	P.CLOSE	CHANGE
NIFTY50	24,196.75	24,231.30	-0.14%	<b>USA MARKETS</b>			
BSE SENSEX	77,988.68	78,111.24	-0.16%	DOW JONES	48,463.72	48,535.99	-0.15%
NIFTY MIDCAP 150	21,780.50	21,644.45	0.63%	S&P 500	7,022.95	6,967.38	0.80%
NIFTY SMALL CAP 250	16,199.25	16,051.40	0.92%	NASDAQ	26,204.58	25,842.00	1.40%
NIFTY AUTO	26,382.75	26,483.10	-0.38%	<b>EUROPEAN MARKETS</b>			
NIFTY BANK	56,086.40	56,301.95	-0.38%	UK - FTSE100	10,604.88	10,559.58	0.43%
NIFTY FMCG	48,377.90	48,290.40	0.18%	FRANCE - CAC	8,309.46	8,274.57	0.42%
NIFTY HEALTHCARE	14,434.95	14,423.65	0.08%	GERMANY - DAX	24,169.19	24,066.70	0.43%
NIFTY INFO-TECH	31,817.50	31,539.75	0.88%	<b>ASIAN MARKETS</b>			
NIFTY DEFENCE	8,686.25	8,546.45	1.64%	JAPAN - NIKKEI 225	59,518.34	58,134.24	2.38%
NIFTY METAL	12,740.20	12,548.00	1.53%	CHINA - SHANGHAI COMPOSITE	4,055.55	4,027.21	0.70%
NIFTY OIL AND GAS	11,254.95	11,274.65	-0.17%	HONG KONG - HANG SENG	26,394.26	25,947.32	1.72%
BSE PSU	21,755.90	21,626.85	0.60%	SINGAPORE - STRAITS TIMES	5,007.83	5,021.20	-0.27%
NIFTY PSE	10,454.85	10,379.90	0.72%				
NIFTY 10Y G-SEC	2,615.89	2,603.94	0.46%				



**MACROS**

Real GDP Growth Rate - 2026-27 (Projected)	6.90%	Repo Rate	5.25%
CPI Inflation - 2026-27 (Projected)	4.60%	India Government 10Y Bond Yield	6.89%
Market Capitalisation (in ₹ cr)	4,58,29,511.27	Spot Foreign Exchange Rate (INR/USD)	93.20
Investor Accounts (in cr)	22.45	Foreign Exchange Reserves (in \$ Bn)	697.12

**DERIVATIVES**

	30-04-2026	27-05-2026	25-06-2026
Sensex Futures	78,045	78,611	79,249
	28-04-2026	26-05-2026	30-06-2026
NIFTY50 Futures	24,186	24,304	24,480
	May-26	Jul-26	Oct-26
Brent Futures (\$ per barrel)	96.31	88.66	83.42
	1 Month	3 Months	12 Months
INR/USD Forward Rate	93.48	94.07	96.07

**MARKET SIGNALS**

- The BSE Sensex dropped 122.56 points, or 0.16%, to end at 77,988.68, while the Nifty 50 ended at 24,196.75, down 34.55 points, or 0.14%.
- DII sold equities worth ₹569 Cr. FII bought equities worth of ₹666 Cr on Wednesday.
- India's exports touched Rs. 80.23 lakh crore (US\$ 860 billion) in FY26, driven by strong services growth and steady performance in key merchandise sectors.
- India's wholesale price inflation (WPI) accelerated to over a three-year high of 3.88% in March from 2.13% in February, as per government data.
- According to the March 2026 Periodic Labour Force Survey, India's youth unemployment rate (ages 15-29) climbed to 15.2%, the highest since mid-2025.