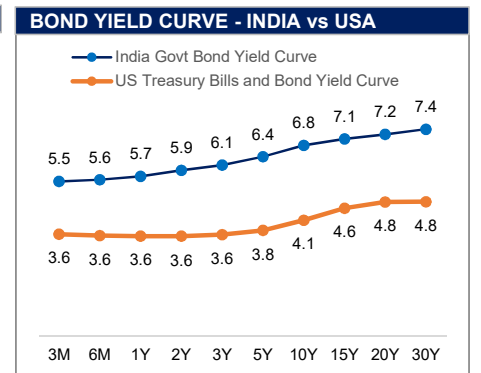
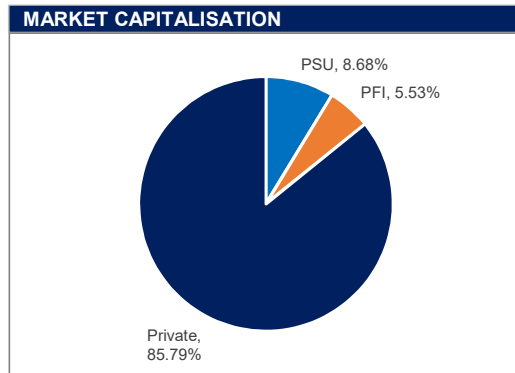
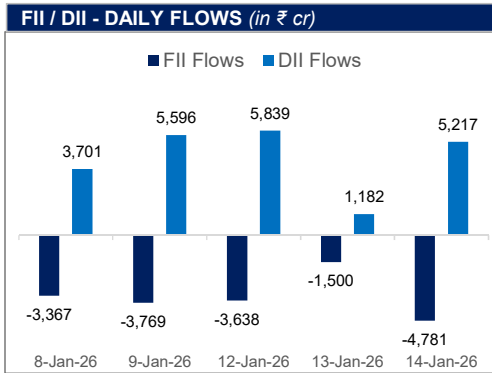




MARKET MONITOR

INDIAN INDICES				GLOBAL INDICES			
	CLOSE	P.CLOSE	CHANGE		CLOSE	P.CLOSE	CHANGE
BSE SENSEX	83,570.35	83,382.71	0.23%	USA MARKETS			
NIFTY50	25,694.35	25,665.60	0.11%	DOW JONES	49,442.44	49,149.63	0.60%
NIFTY MIDCAP 150	21,975.10	21,965.45	0.04%	S&P 500	6,944.47	6,926.60	0.26%
NIFTY SMALL CAP 250	16,207.30	16,283.60	-0.47%	NASDAQ	25,547.07	25,465.94	0.32%
NIFTY AUTO	27,596.25	27,721.85	-0.45%	EUROPEAN MARKETS			
NIFTY BANK	60,095.15	59,580.15	0.86%	UK - FTSE100	10,246.32	10,238.94	0.07%
NIFTY FMCG	52,142.50	52,258.65	-0.22%	FRANCE - CAC	8,287.04	8,313.12	-0.31%
NIFTY HEALTHCARE	14,388.75	14,555.55	-1.15%	GERMANY - DAX	25,325.20	25,352.39	-0.11%
NIFTY INFO-TECH	39,086.65	37,822.70	3.34%	ASIAN MARKETS			
NIFTY DEFENCE	7,790.50	7,832.10	-0.53%	JAPAN - NIKKEI 225	53,936.17	54,110.50	-0.32%
NIFTY METAL	11,600.05	11,661.40	-0.53%	CHINA - SHANGHAI COMPOSITE	4,101.91	4,112.60	-0.26%
NIFTY OIL AND GAS	11,748.50	11,715.30	0.28%	HONG KONG - HANG SENG	26,844.96	26,923.62	-0.29%
BSE PSU	20,999.49	20,986.92	0.06%	SINGAPORE - STRAITS TIMES	4,849.10	4,833.34	0.33%
NIFTY PSE	9,909.45	9,935.65	-0.26%				
NIFTY 10Y G-SEC	2,611.28	2,614.92	-0.14%				



MACROS

Real GDP Growth Rate - 2025-26 (Projected)	7.30%	Repo Rate	5.25%
CPI Inflation - 2025-26 (Projected)	2.00%	India Government 10Y Bond Yield	6.68%
Market Capitalisation (in ₹ cr)	47,315,922	Spot Foreign Exchange Rate (INR/USD)	90.87
Investor Accounts (in cr)	21.59	Foreign Exchange Reserves (in \$ Bn)	687.19

DERIVATIVES

Sensex Futures	29/01/2026	26/02/2026	25/03/2026
	83,866	84,381	85,100
NIFTY50 Futures	27/01/2026	24/02/2026	30/03/2026
	25,749	25,890	26,078
Brent Futures (\$ per barrel)	Feb-26	Apr-26	Jul-26
	64.48	63.34	62.71
INR/USD Forward Rate	1 Month	3 Months	12 Months
	91.10	91.62	93.30

- MARKET SIGNALS**
- The Sensex climbed 187.64 244.98 points or 0.23%, to 83,570.35, while the Nifty 50 advanced 28.75 points or 0.11% to 25,694.35.
 - DII bought equities worth ₹5,217 Cr. FII sold equities worth of ₹4,781 Cr on Wednesday.
 - The Association of Mutual Funds in India reported that inflows into Specialised Investment Funds doubled to ₹1,933 crore in Dec, led by hybrid strategies.
 - Provisional data released by Ministry of Commerce and Industry showed India's goods trade deficit rose to \$25.04 billion in Dec, up from \$24.53 billion in Nov and \$20.63 billion in Dec 2024.
 - India completed a decade of the Startup India initiative, which has recognised over 2 lakh startups, generated about 21 lakh direct jobs, and supported the growth of the country's startup ecosystem with significant private investment.