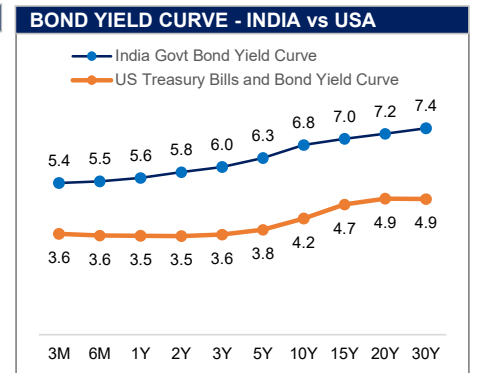
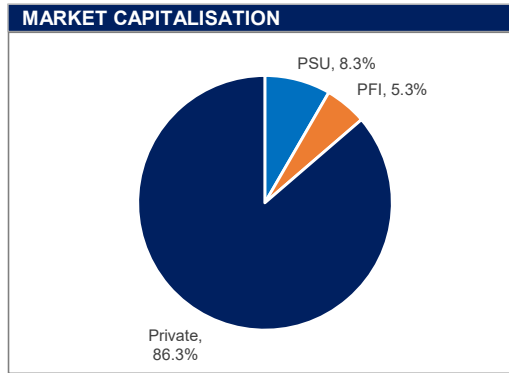
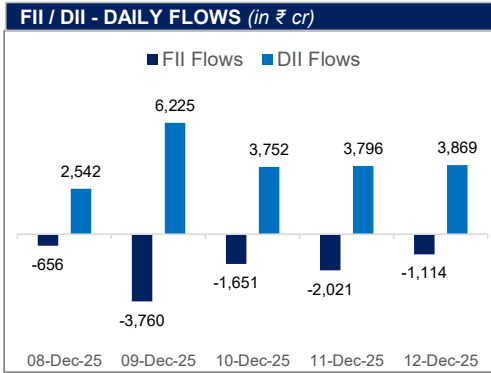




**MARKET MONITOR**

INDIAN INDICES	CLOSE	P.CLOSE	CHANGE
NIFTY50	26,027.30	26,046.95	-0.08%
NIFTY MIDCAP 150	22,136.80	22,152.10	-0.07%
NIFTY SMALL CAP 250	16,455.45	16,396.85	0.36%
BSE SENSEX	85,213.36	85,267.66	-0.06%
NIFTY AUTO	27,568.10	27,820.85	-0.91%
NIFTY BANK	59,461.80	59,389.95	0.12%
NIFTY FMCG	54,868.40	54,490.80	0.69%
NIFTY HEALTHCARE	14,711.20	14,753.85	-0.29%
NIFTY INFO-TECH	38,386.30	38,274.75	0.29%
NIFTY DEFENCE	7,559.60	7,567.85	-0.11%
NIFTY METAL	10,553.15	10,536.45	0.16%
NIFTY OIL AND GAS	11,948.65	11,927.00	0.18%
NIFTY PSE	9,567.30	9,564.40	0.03%
BSE PSU	19,943.63	19,910.48	0.17%
NIFTY 10Y G-SEC	2,606.52	2,607.03	-0.02%

GLOBAL INDICES	CLOSE	P.CLOSE	CHANGE
<b>USA MARKETS</b>			
DOW JONES	48,458.05	48,704.01	-0.51%
S&P 500	6,827.41	6,901.00	-1.07%
NASDAQ	25,196.73	25,686.68	-1.91%
<b>EUROPEAN MARKETS</b>			
UK - FTSE100	9,727.02	9,649.03	0.81%
FRANCE - CAC	8,148.00	8,068.62	0.98%
GERMANY - DAX	24,284.98	24,186.49	0.41%
<b>ASIAN MARKETS</b>			
JAPAN - NIKKEI 225	50,168.11	50,836.55	-1.31%
CHINA - SHANGHAI COMPOSITE	3,867.92	3,889.35	-0.55%
HONG KONG - HANG SENG	25,628.88	25,976.79	-1.34%
SINGAPORE - STRAITS TIMES	4,589.17	4,586.45	0.06%



**MACROS**

Real GDP Growth Rate - 2025-26 (Projected)	7.30%	Repo Rate	5.25%
CPI Inflation - 2025-26 (Projected)	2.00%	India Government 10Y Bond Yield	6.60%
Market Capitalisation (in ₹ cr)	4,71,01,752	Spot Foreign Exchange Rate (INR/USD)	90.73
Investor Accounts (in cr)	21.28	Foreign Exchange Reserves (in \$ Bn)	687.26

**DERIVATIVES**

Sensex Futures	24-12-2025	29-01-2026	26-02-2026
	85,402	86,040	86,502
NIFTY50 Futures	30-12-2025	27-01-2026	24-02-2026
	26,103	26,265	26,405
Brent Futures (\$ per barrel)	Jan-26	Mar-26	Jun-26
	61.04	60.59	60.63
INR/USD Forward Rate	1 Month	3 Months	12 Months
	91.02	91.37	93.06

**MARKET SIGNALS**

- The Sensex closed at 85,213.36, down 54.30 points or 0.06%, while the Nifty declined to 26,027.30, down 19.65 points or 0.08%.
- India's Wholesale Price Index (WPI) contracted by 0.32% on annual basis in November. WPI-based inflation fell by 1.21% in October, while it rose for 0.19% in September.
- DII bought equities worth Rs 3,869 Cr. FII sold equities worth of 1,114 Cr on Friday.
- India's merchandise trade deficit narrowed to \$24.53 billion in November, compared with \$41.68 billion in October. During the month, exports increased by 19.37% to \$38.13 billion.
- The Indian rupee depreciated by 0.3% to 90.73 against the U.S. dollar, reflecting a loss of 25 paise compared with its previous close.