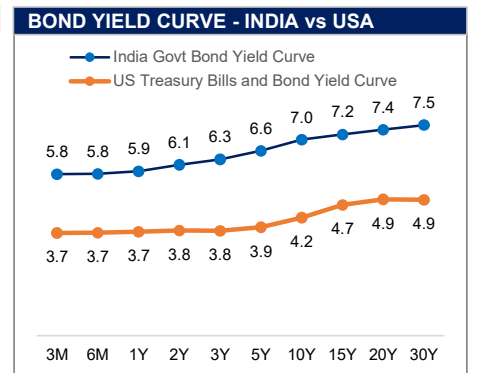
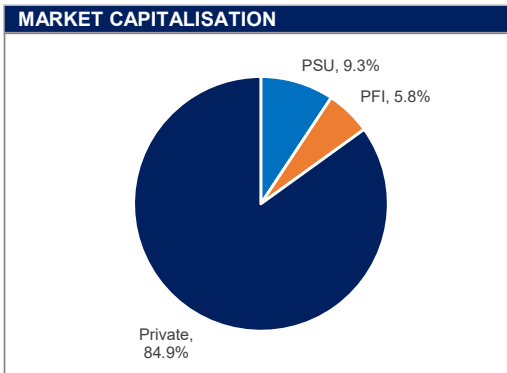
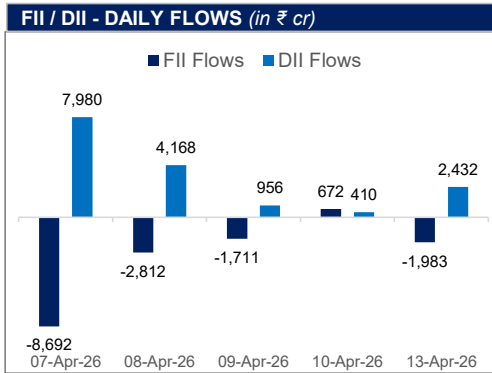




MARKET MONITOR

INDIAN INDICES	CLOSE	P.CLOSE	CHANGE	GLOBAL INDICES	CLOSE	P.CLOSE	CHANGE
NIFTY50	24,231.30	23,842.65	1.63%	USA MARKETS			
BSE SENSEX	78,111.24	76,847.57	1.64%	DOW JONES	48,535.99	48,218.25	0.66%
NIFTY MIDCAP 150	21,644.45	21,177.60	2.20%	S&P 500	6,967.38	6,886.24	1.18%
NIFTY SMALL CAP 250	16,051.40	15,687.95	2.32%	NASDAQ	25,842.00	25,383.72	1.81%
NIFTY AUTO	26,483.10	26,084.55	1.53%	EUROPEAN MARKETS			
NIFTY BANK	56,301.95	55,605.05	1.25%	UK - FTSE100	10,613.89	10,609.06	0.05%
NIFTY FMCG	48,290.40	47,570.40	1.51%	FRANCE - CAC	8,277.02	8,327.86	-0.61%
NIFTY HEALTHCARE	14,423.65	14,154.95	1.90%	GERMANY - DAX	24,054.48	24,044.22	0.04%
NIFTY INFO-TECH	31,539.75	30,669.80	2.84%	ASIAN MARKETS			
NIFTY DEFENCE	8,546.45	8,334.50	2.54%	JAPAN - NIKKEI 225	58,134.24	57,877.39	0.44%
NIFTY METAL	12,548.00	12,329.30	1.77%	CHINA - SHANGHAI COMPOSITE	4,027.21	4,026.63	0.01%
NIFTY OIL AND GAS	11,274.65	11,035.90	2.16%	HONG KONG - HANG SENG	25,947.32	25,872.32	0.29%
BSE PSU	21,626.85	21,246.34	1.79%	SINGAPORE - STRAITS TIMES	5,021.20	5,007.57	0.27%
NIFTY PSE	10,379.90	10,162.55	2.14%				
NIFTY 10Y G-SEC	2,603.94	2,605.68	-0.07%				



MACROS

Real GDP Growth Rate - 2026-27 (Projected)	6.90%	Repo Rate	5.25%
CPI Inflation - 2026-27 (Projected)	4.60%	India Government 10Y Bond Yield	6.89%
Market Capitalisation (in ₹ cr)	4,50,94,939.58	Spot Foreign Exchange Rate (INR/USD)	93.38
Investor Accounts (in cr)	22.45	Foreign Exchange Reserves (in \$ Bn)	697.12

DERIVATIVES

	30-04-2026	27-05-2026	25-06-2026
Sensex Futures	78,212	78,796	79,400
	28-04-2026	26-05-2026	30-06-2026
NIFTY50 Futures	24,225	24,351	24,518
	May-26	Jul-26	Oct-26
Brent Futures (\$ per barrel)	95.88	88.49	83.25
	1 Month	3 Months	12 Months
INR/USD Forward Rate	93.78	94.50	96.46

MARKET SIGNALS

- The BSE Sensex ended 1263.67 points, or 1.64%, higher at 78,111.24, while the Nifty 50 settled at 24,231.30, rising 388.65 points, or 1.63%.
- DII bought equities worth ₹2432 Cr. FII sold equities worth of ₹1,983 Cr on Monday.
- National Stock Exchange active clients fall 7% y-o-y to 4.57 crore from 4.92 crore - the first annual contraction in three years.
- The Wholesale Price Index (WPI)-linked inflation increased to 3.88% in March, from 2.13% in February 2026, the highest in 41 months, acc to the data released by the Ministry of Commerce and Industry.
- The International Monetary Fund (IMF) raised its forecast for India's GDP growth in FY27 by 10 bps to 6.5%, from 6.4% in its January outlook.