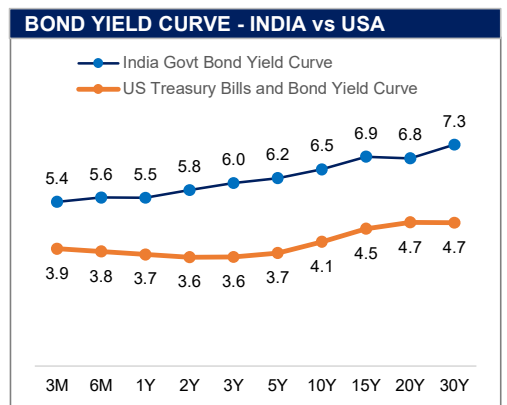
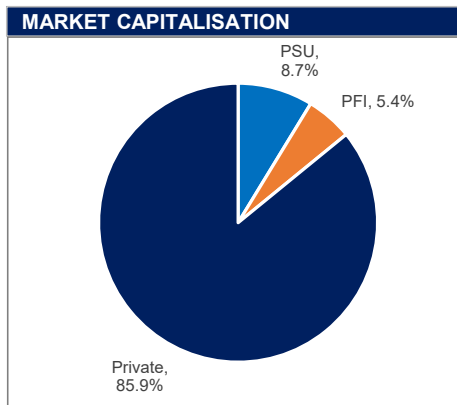
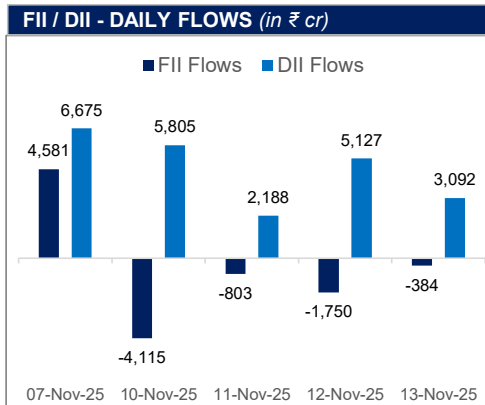


MARKET MONITOR

INDIAN INDICES	CLOSE	P.CLOSE	CHANGE	GLOBAL INDICES	CLOSE	P.CLOSE	CHANGE
NIFTY 50	25,933.25	25,879.15	0.21%	USA MARKETS			
BSE SENSEX	84,686.94	84,478.67	0.25%	DOW JONES	47,457.22	48,254.82	-1.65%
NIFTY MIDCAP 150	22,342.20	22,322.45	0.09%	S&P 500	6,737.49	6,850.92	-1.66%
NIFTY SMALL CAP 250	17,085.00	17,051.05	0.20%	NASDAQ	24,993.46	25,517.33	-2.05%
NIFTY AUTO	27,270.80	27,382.80	-0.41%	EUROPEAN MARKETS			
NIFTY BANK	58,575.20	58,381.95	0.33%	UK - FTSE100	9,685.18	9,807.68	-1.25%
NIFTY FMCG	55,591.95	55,243.50	0.63%	FRANCE - CAC	8,163.43	8,232.49	-0.84%
NIFTY HEALTHCARE	14,878.00	14,809.35	0.46%	GERMANY - DAX	23,834.44	24,041.62	-0.86%
NIFTY INFO-TECH	36,362.95	36,679.50	-0.86%	ASIAN MARKETS			
NIFTY DEFENCE	8,287.85	8,176.30	1.36%	JAPAN - NIKKEI 225	50,376.53	51,281.83	-1.77%
NIFTY METAL	10,507.85	10,588.60	-0.76%	CHINA - SHANGHAI COMPOSITE	3,990.49	4,029.50	-0.97%
NIFTY OIL AND GAS	12,193.10	12,176.95	0.13%	HONG KONG - HANG SENG	26,572.46	27,073.03	-1.85%
NIFTY PSE	9,993.20	9,957.25	0.36%	SINGAPORE - STRAITS TIMES	4,546.07	4,575.91	-0.65%
BSE PSU	20,651.57	20,532.90	0.58%				
NIFTY 10Y G-SEC	2,615.38	2,617.53	-0.08%				



MACROS

Real GDP Growth Rate - 2025-26 (Projected)	6.50%	Repo Rate	5.50%
CPI Inflation - 2025-26 (Projected)	2.60%	India Government 10Y Bond Yield	6.48%
Market Capitalisation (in ₹ cr)	4,74,22,677	Spot Foreign Exchange Rate (USD/INR)	88.74
Investor Accounts (in cr)	21.01	Foreign Exchange Reserves (in \$ Bn)	689.73

DERIVATIVES

Sensex Futures	27-11-2025	24-12-2025	29-01-2026
	84,861	85,416	85,891
NIFTY50 Futures	25-11-2025	30-12-2025	27-01-2026
	25,974	26,158	26,316
Brent Futures (\$ per barrel)	Aug-25	Oct-25	Mar-26
	0.00	0.00	0.00
USD/INR Forward Rate	1 Month	3 Months	12 Months
	88.89	89.19	90.64

MARKET SIGNALS

- India's benchmark indices ended higher extending rally to 5th day due to broad market based buying
- DII bought equities worth Rs 3,092 cr .
- India's wholesale inflation dips to -1.21% in Oct against 0.13% in Sept due to decreases in prices of food articles, crude png, electricity and mineral oils.
- Individual investor's share in NSE listed companies stood at 9.6%. On market cap basis, share stood at 18.75%, highest level seen in 22 years.
- SEBI has proposed introducing a separate offer document summary containing concise information about issuer company.