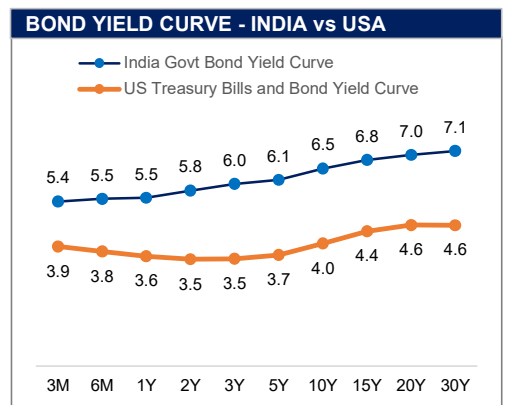
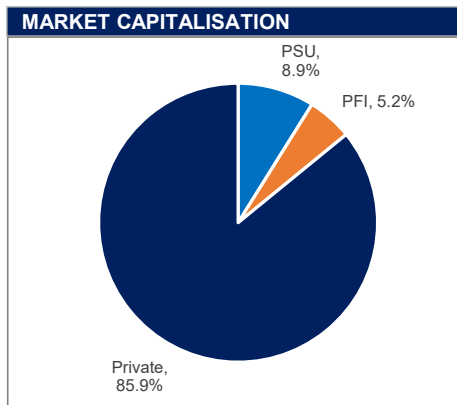
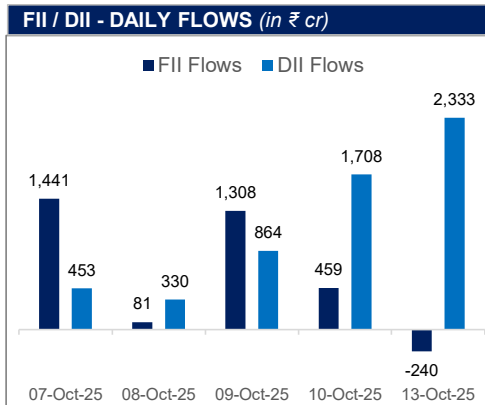


MARKET MONITOR

INDIAN INDICES	CLOSE	P.CLOSE	CHANGE	GLOBAL INDICES	CLOSE	P.CLOSE	CHANGE
NIFTY 50	25,122.75	25,227.35	-0.41%	USA MARKETS			
BSE SENSEX	81,958.98	82,327.05	-0.45%	DOW JONES	46,067.58	45,479.60	1.29%
NIFTY MIDCAP 150	21,571.70	21,746.75	-0.80%	S&P 500	6,654.72	6,552.51	1.56%
NIFTY SMALL CAP 250	16,893.50	17,063.10	-0.99%	NASDAQ	24,750.25	24,221.75	2.18%
NIFTY AUTO	26,621.15	26,698.15	-0.29%	EUROPEAN MARKETS			
NIFTY BANK	56,478.55	56,625.00	-0.26%	UK - FTSE100	9,418.74	9,442.87	-0.26%
NIFTY FMCG	54,165.35	54,473.85	-0.57%	FRANCE - CAC	7,864.48	7,934.26	-0.88%
NIFTY HEALTHCARE	14,660.50	14,746.95	-0.59%	GERMANY - DAX	24,139.44	24,387.93	-1.02%
NIFTY INFO-TECH	35,170.90	35,330.80	-0.45%	ASIAN MARKETS			
NIFTY DEFENCE	7,980.50	8,011.00	-0.38%	JAPAN - NIKKEI 225	46,847.32	48,088.80	-2.58%
NIFTY METAL	10,094.25	10,217.45	-1.21%	CHINA - SHANGHAI COMPOSITE	3,865.23	3,889.50	-0.62%
NIFTY OIL AND GAS	11,338.80	11,436.05	-0.85%	HONG KONG - HANG SENG	25,441.35	25,889.48	-1.73%
NIFTY PSE	9,766.40	9,867.05	-1.02%	SINGAPORE - STRAITS TIMES	4,354.52	4,389.84	-0.80%
BSE PSU	19,766.41	19,983.60	-1.09%				
NIFTY 10Y G-SEC	2,605.72	2,602.47	0.12%				



MACROS

Real GDP Growth Rate - 2025-26 (Projected)	6.50%	Repo Rate	5.50%
CPI Inflation - 2025-26 (Projected)	2.60%	India Government 10Y Bond Yield	6.51%
Market Capitalisation (in ₹ cr)	4,63,16,624	Spot Foreign Exchange Rate (USD/INR)	88.80
Investor Accounts (in cr)	20.71	Foreign Exchange Reserves (in \$ Bn)	699.96

DERIVATIVES

	30-10-2025	27-11-2025	24-12-2025
Sensex Futures	82,291	82,750	83,481
	28-10-2025	25-11-2025	30-12-2025
NIFTY50 Futures	25,186	25,314	25,485
	Aug-25	Oct-25	Mar-26
Brent Futures (\$ per barrel)	62.14	61.64	62.29
	1 Month	3 Months	12 Months
USD/INR Forward Rate	88.96	89.29	90.86

MARKET SIGNALS

- India's benchmark indices ended lower extending losses to 2nd consecutive day due to broad based selling and Nifty F&O expiry.
- DII bought consecutive 33rd day equities worth Rs 2,333 cr
- Flexicap funds have become the first diversified equity category to achieve AUM of Rs 5 lakh cr and got inflows of Rs 50,000cr in first 9 months of CY2025.
- India's net direct tax collections for 2025-26 rose 6.33% y-o-y to Rs 11.89 lakh cr as on October 12, driven by higher inflows from non-corporate taxpayers.
- India's retail inflation fell to 1.54% in September, lowest since June 2017, which is below the lower end of RBI's target 2%-6% range.