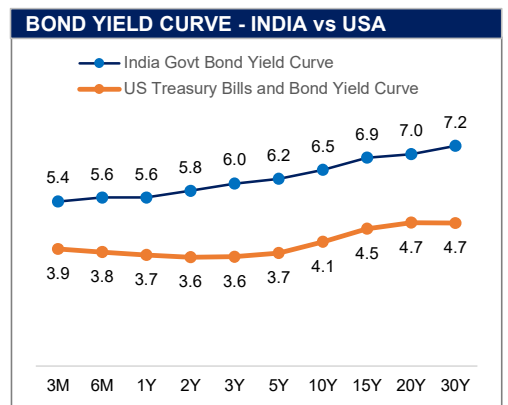
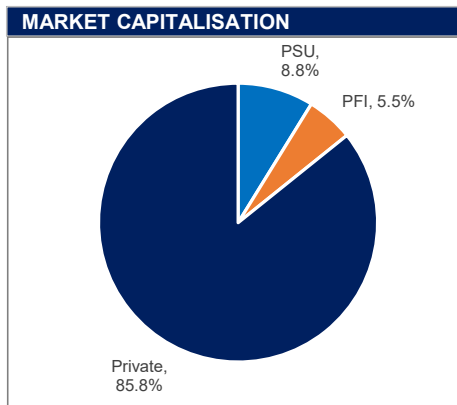
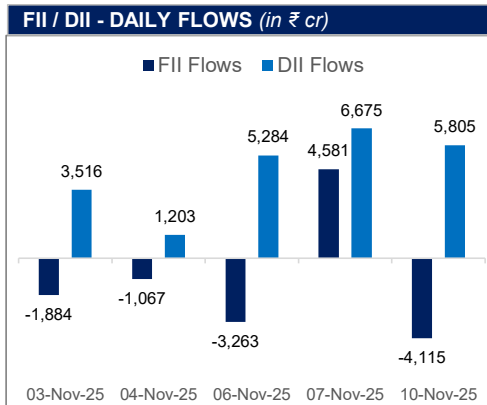


MARKET MONITOR

INDIAN INDICES	CLOSE	P.CLOSE	CHANGE	GLOBAL INDICES	CLOSE	P.CLOSE	CHANGE
NIFTY 50	25,694.95	25,574.35	0.47%	USA MARKETS			
BSE SENSEX	83,871.32	83,535.35	0.40%	DOW JONES	47,368.63	46,987.10	0.81%
NIFTY MIDCAP 150	22,224.40	22,126.60	0.44%	S&P 500	6,832.43	6,728.80	1.54%
NIFTY SMALL CAP 250	16,994.00	17,019.30	-0.15%	NASDAQ	25,611.74	25,059.81	2.20%
NIFTY AUTO	27,148.25	26,859.85	1.07%	EUROPEAN MARKETS			
NIFTY BANK	58,138.15	57,937.55	0.35%	UK - FTSE100	9,875.67	9,787.15	0.90%
NIFTY FMCG	55,523.05	55,334.45	0.34%	FRANCE - CAC	8,113.20	8,055.51	0.72%
NIFTY HEALTHCARE	14,661.50	14,672.30	-0.07%	GERMANY - DAX	23,991.39	23,959.99	0.13%
NIFTY INFO-TECH	36,116.90	35,688.25	1.20%	ASIAN MARKETS			
NIFTY DEFENCE	8,271.70	8,073.70	2.45%	JAPAN - NIKKEI 225	50,842.93	50,911.76	-0.14%
NIFTY METAL	10,559.10	10,484.50	0.71%	CHINA - SHANGHAI COMPOSITE	4,002.76	4,018.60	-0.39%
NIFTY OIL AND GAS	12,092.80	12,021.75	0.59%	HONG KONG - HANG SENG	26,696.41	26,649.06	0.18%
NIFTY PSE	9,989.15	9,901.85	0.88%	SINGAPORE - STRAITS TIMES	4,542.20	4,488.13	1.20%
BSE PSU	20,587.22	20,466.36	0.59%				
NIFTY 10Y G-SEC	2,617.15	2,612.80	0.17%				



MACROS

Real GDP Growth Rate - 2025-26 (Projected)	6.50%	Repo Rate	5.50%
CPI Inflation - 2025-26 (Projected)	2.60%	India Government 10Y Bond Yield	6.46%
Market Capitalisation (in ₹ cr)	4,68,74,908	Spot Foreign Exchange Rate (USD/INR)	88.57
Investor Accounts (in cr)	21.01	Foreign Exchange Reserves (in \$ Bn)	689.73

DERIVATIVES

Sensex Futures	27-11-2025	24-12-2025	29-01-2026
	84,289	84,763	85,180
NIFTY50 Futures	25-11-2025	30-12-2025	27-01-2026
	25,832	26,015	26,187
Brent Futures (\$ per barrel)	Aug-25	Oct-25	Mar-26
	64.31	63.91	63.73
USD/INR Forward Rate	1 Month	3 Months	12 Months
	88.72	89.01	90.50

MARKET SIGNALS

- India's benchmark indices ended higher as investor sentiment improved following global cues and renewed optimism over India-US trade agreement.
- DII bought equities worth Rs 5,805 cr .
- SIP flows during October reached fresh high of Rs 29,529 cr and SIP AUM stand at Rs 16.25 lakh cr representing about 20% of overall MF industry AUM.
- Funds managed by PMS providers reached an all time high of Rs 40.3 lakh cr in September 2025, up from Rs 3.6 lakh cr in December 2010.
- RBI has announced sale of 6.68% GS 2040 (Rs 16,000cr) and 6.90% GS 2065 (Rs 12,000 cr) on 14th November.