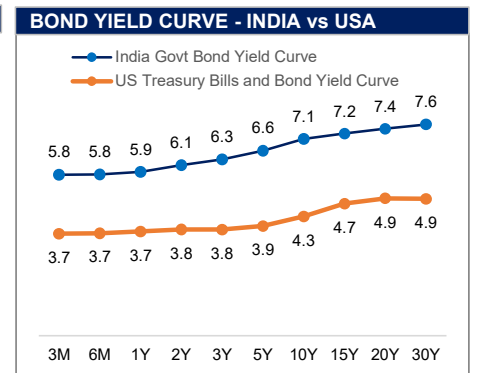
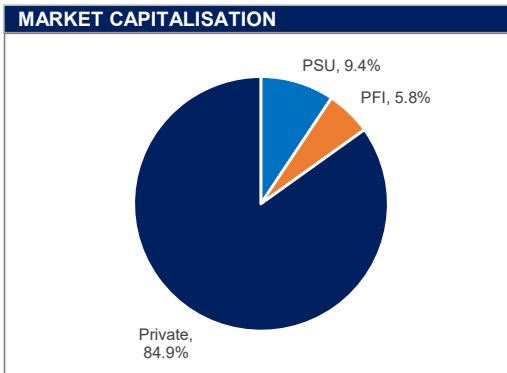
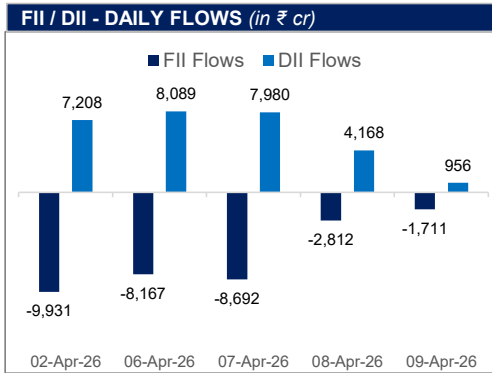




MARKET MONITOR

INDIAN INDICES	CLOSE	P.CLOSE	CHANGE	GLOBAL INDICES	CLOSE	P.CLOSE	CHANGE
NIFTY50	24,050.60	23,775.10	1.16%	USA MARKETS			
BSE SENSEX	77,550.25	76,631.65	1.20%	DOW JONES	48,185.80	47,909.92	0.58%
NIFTY MIDCAP 150	21,300.30	20,965.50	1.60%	S&P 500	6,824.66	6,782.81	0.62%
NIFTY SMALL CAP 250	15,753.05	15,503.75	1.61%	NASDAQ	25,082.09	24,903.17	0.72%
NIFTY AUTO	26,640.90	25,901.90	2.85%	EUROPEAN MARKETS			
NIFTY BANK	55,912.75	54,821.70	1.99%	UK - FTSE100	10,644.71	10,603.48	0.39%
NIFTY FMCG	48,194.05	47,640.70	1.16%	FRANCE - CAC	8,311.17	8,245.80	0.79%
NIFTY HEALTHCARE	14,194.90	14,178.25	0.12%	GERMANY - DAX	23,971.65	23,806.99	0.69%
NIFTY INFO-TECH	31,030.60	31,636.20	-1.91%	ASIAN MARKETS			
NIFTY DEFENCE	8,299.75	8,176.95	1.50%	JAPAN - NIKKEI 225	56,924.11	55,895.32	1.84%
NIFTY METAL	12,356.40	12,229.70	1.04%	CHINA - SHANGHAI COMPOSITE	3,986.23	3,966.17	0.51%
NIFTY OIL AND GAS	11,193.40	11,092.20	0.91%	HONG KONG - HANG SENG	25,893.54	25,752.40	0.55%
BSE PSU	21,286.16	21,053.04	1.11%	SINGAPORE - STRAITS TIMES	4,989.41	4,977.08	0.25%
NIFTY PSE	10,173.10	10,131.30	0.41%				
NIFTY 10Y G-SEC	2,597.25	2,605.92	-0.33%				



MACROS

Real GDP Growth Rate - 2026-27 (Projected)	6.90%	Repo Rate	5.25%
CPI Inflation - 2026-27 (Projected)	4.60%	India Government 10Y Bond Yield	6.92%
Market Capitalisation (in ₹ cr)	4,44,35,990.91	Spot Foreign Exchange Rate (INR/USD)	92.73
Investor Accounts (in cr)	22.45	Foreign Exchange Reserves (in \$ Bn)	697.10

DERIVATIVES

	30-04-2026	27-05-2026	25-06-2026
Sensex Futures	77,828	78,491	78,998
	28-04-2026	26-05-2026	30-06-2026
NIFTY50 Futures	24,110	24,229	24,376
	May-26	Jul-26	Oct-26
Brent Futures (\$ per barrel)	96.22	86.93	81.25
	1 Month	3 Months	12 Months
INR/USD Forward Rate	93.05	93.67	95.74

- MARKET SIGNALS**
- 1) The BSE Sensex ended 918.60 points, or 1.20%, higher at 77,550.25, while the Nifty 50 settled at 24,050.60, rising 275.50 points, or 1.16%.
 - 2) DII bought equities worth ₹956 Cr. FII sold equities worth of ₹1,711 Cr on Thursday.
 - 3) Indian equity mutual funds inflows rose 56% to an eight-month high of ₹40,450 crores in March, according to AMFI data.
 - 4) MCX gold June futures declined by 0.60% to ₹1,52,561 per 10 grams, while MCX silver May futures dropped by 0.70% to ₹2,42,067 per kg.
 - 5) Gold ETF inflows fell 57% to Rs 2,265 crore in March, while silver ETFs posted outflows for the second consecutive month, AMFI data showed.