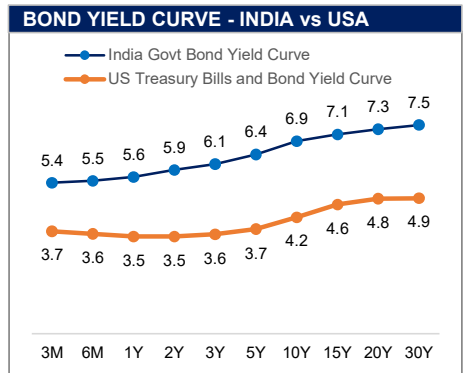
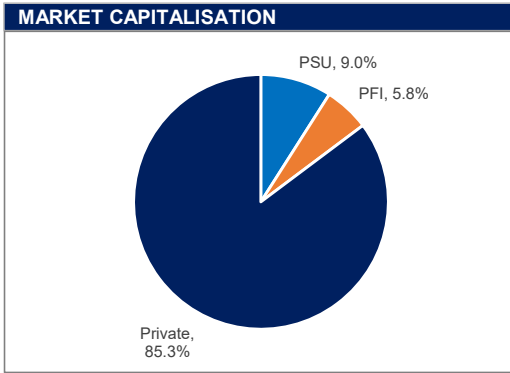
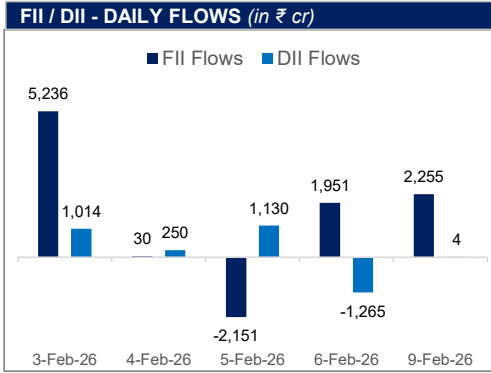




**MARKET MONITOR**

INDIAN INDICES	CLOSE	P.CLOSE	CHANGE	GLOBAL INDICES	CLOSE	P.CLOSE	CHANGE
<b>NIFTY50</b>	25,935.15	25,867.30	0.26%	<b>USA MARKETS</b>			
<b>BSE SENSEX</b>	84,273.92	84,065.75	0.25%	<b>DOW JONES</b>	50,135.87	50,115.67	0.04%
<b>NIFTY MIDCAP 150</b>	22,359.75	22,272.00	0.39%	<b>S&amp;P 500</b>	6,964.82	6,932.30	0.47%
<b>NIFTY SMALL CAP 250</b>	16,349.35	16,268.80	0.50%	<b>NASDAQ</b>	25,268.14	25,075.77	0.77%
<b>NIFTY AUTO</b>	28,173.20	27,791.45	1.37%	<b>EUROPEAN MARKETS</b>			
<b>NIFTY BANK</b>	60,626.40	60,669.35	-0.07%	<b>UK - FTSE100</b>	10,354.64	10,386.23	-0.30%
<b>NIFTY FMCG</b>	52,130.45	52,047.30	0.16%	<b>FRANCE - CAC</b>	8,353.72	8,323.28	0.37%
<b>NIFTY HEALTHCARE</b>	14,275.00	14,313.95	-0.27%	<b>GERMANY - DAX</b>	25,019.15	25,014.87	0.02%
<b>NIFTY INFO-TECH</b>	35,722.20	35,616.65	0.30%	<b>ASIAN MARKETS</b>			
<b>NIFTY DEFENCE</b>	7,993.25	7,948.40	0.56%	<b>JAPAN - NIKKEI 225</b>	57,650.54	56,363.94	2.28%
<b>NIFTY METAL</b>	12,228.30	12,129.45	0.81%	<b>CHINA - SHANGHAI COMPOSITE</b>	4,128.37	4,123.09	0.13%
<b>NIFTY OIL AND GAS</b>	12,297.00	12,255.05	0.34%	<b>HONG KONG - HANG SENG</b>	27,183.15	27,027.16	0.58%
<b>BSE PSU</b>	21,970.52	21,902.93	0.31%	<b>SINGAPORE - STRAITS TIMES</b>	4,964.25	4,960.83	0.07%
<b>NIFTY PSE</b>	10,402.35	10,345.10	0.55%				
<b>NIFTY 10Y G-SEC</b>	2,603.41	2,604.96	-0.06%				



**MACROS**

Real GDP Growth Rate - 2025-26 (Projected)	7.40%	Repo Rate	5.25%
CPI Inflation - 2025-26 (Projected)	2.10%	India Government 10Y Bond Yield	6.73%
Market Capitalisation (in ₹ cr)	47,275,815	Spot Foreign Exchange Rate (INR/USD)	90.58
Investor Accounts (in cr)	21.95	Foreign Exchange Reserves (in \$ Bn)	723.80

**DERIVATIVES**

	26/02/2026	25/03/2026	30/04/2026
<b>Sensex Futures</b>	84,514	84,956	85,496
	24/02/2026	30/03/2026	28/04/2026
<b>NIFTY50 Futures</b>	25,969	26,122	26,282
	Mar-26	May-26	Aug-26
<b>Brent Futures (\$ per barrel)</b>	69.04	67.86	66.77
	1 Month	3 Months	12 Months
<b>INR/USD Forward Rate</b>	90.71	91.14	92.84

- MARKET SIGNALS**
- The BSE Sensex rose 208.17 points, or 0.25%, to close at 84,273.92, while the Nifty 50 advanced 67.85 points, or 0.26%, to 25,935.15.
  - DII bought equities worth ₹4 Cr. FII bought equities worth of ₹2,255 Cr on Monday.
  - Gold ETFs recorded net inflows of ₹24,040 crore in January, about double the level seen in the previous month, according to AMFI data.
  - Gross NPAs of Scheduled Commercial Banks (SCBs) for domestic operations reach a historic low of 2.15% as of September, 2025: PIB
  - Goldman Sachs has raised its forecast for India's GDP growth in 2026 by 20 basis points to 6.9%, following the India - US trade deal.