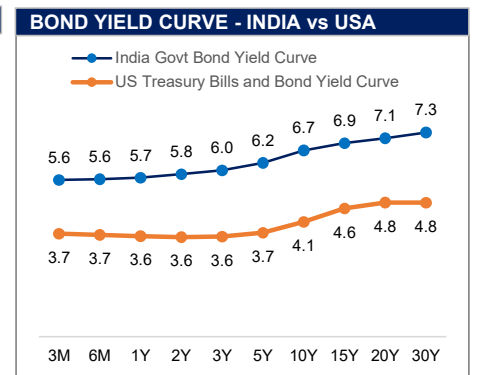
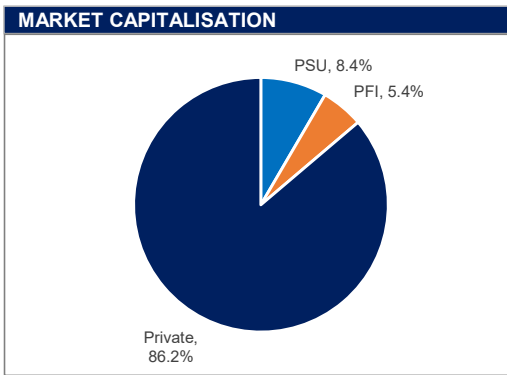
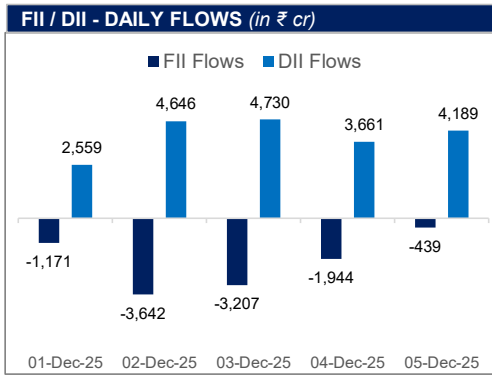




MARKET MONITOR

INDIAN INDICES				GLOBAL INDICES			
	CLOSE	P.CLOSE	CHANGE		CLOSE	P.CLOSE	CHANGE
NIFTY50	25,960.55	26,186.45	-0.86%	USA MARKETS			
NIFTY MIDCAP 150	21,830.00	22,207.90	-1.70%	DOW JONES	47,954.99	47,850.94	0.22%
NIFTY SMALL CAP 250	16,120.00	16,494.90	-2.27%	S&P 500	6,870.40	6,857.12	0.19%
BSE SENSEX	85,102.69	85,712.37	-0.71%	NASDAQ	25,692.05	25,581.70	0.43%
NIFTY AUTO	27,596.80	27,939.10	-1.23%	EUROPEAN MARKETS			
NIFTY BANK	59,238.55	59,777.20	-0.90%	UK - FTSE100	9,662.81	9,667.01	-0.04%
NIFTY FMCG	54,540.50	55,202.85	-1.20%	FRANCE - CAC	8,106.27	8,114.74	-0.10%
NIFTY HEALTHCARE	14,645.40	14,856.30	-1.42%	GERMANY - DAX	24,068.88	24,028.14	0.17%
NIFTY INFO-TECH	38,590.70	38,703.65	-0.29%	ASIAN MARKETS			
NIFTY DEFENCE	7,513.00	7,800.30	-3.68%	JAPAN - NIKKEI 225	50,581.94	50,491.87	0.18%
NIFTY METAL	10,141.80	10,340.35	-1.92%	CHINA - SHANGHAI COMPOSITE	3,924.08	3,902.81	0.54%
NIFTY OIL AND GAS	11,807.20	11,905.60	-0.83%	HONG KONG - HANG SENG	25,765.36	26,085.08	-1.23%
NIFTY PSE	9,449.45	9,652.25	-2.10%	SINGAPORE - STRAITS TIMES	4,507.08	4,531.36	-0.54%
BSE PSU	19,669.64	20,124.69	-2.26%				
NIFTY 10Y G-SEC	2,621.33	2,617.01	0.17%				



MACROS

Real GDP Growth Rate - 2025-26 (Projected)	7.30%	Repo Rate	5.25%
CPI Inflation - 2025-26 (Projected)	2.00%	India Government 10Y Bond Yield	6.52%
Market Capitalisation (in ₹ cr)	4,71,71,043	Spot Foreign Exchange Rate (INR/USD)	90.09
Investor Accounts (in cr)	21.28	Foreign Exchange Reserves (in \$ Bn)	686.00

DERIVATIVES

Sensex Futures	24-12-2025	29-01-2026	26-02-2026
	85,504	86,105	86,520
NIFTY50 Futures	30-12-2025	27-01-2026	24-02-2026
	26,050	26,219	26,370
Brent Futures (\$ per barrel)	Jan-26	Mar-26	Jun-26
	63.24	62.63	62.26
INR/USD Forward Rate	1 Month	3 Months	12 Months
	90.27	90.57	92.11

MARKET SIGNALS

- 1) The Sensex closed at 85,102.69, down 609.68 points or 0.71%, while the Nifty declined to 25,960.55, down 225.90 points or 0.86%.
- 2) India's initial public offerings have hit a record 1.77 trillion rupees (\$19.6 billion), as companies rush to capture the booming investor demand for new shares.
- 3) DII bought equities worth Rs 4,189 Cr. FII sold equities worth of 439 Cr on Friday.
- 4) On the Multi-Commodity Exchange (MCX), crude oil prices for January surged by ₹14 or 0.26% at ₹5,435 per barrel in future trades following a firm spot demand.
- 5) Global investment in gold trading is projected to reach \$6 trillion this year, according to the World Gold Council.