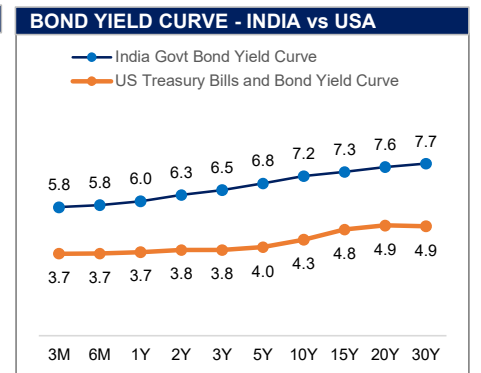
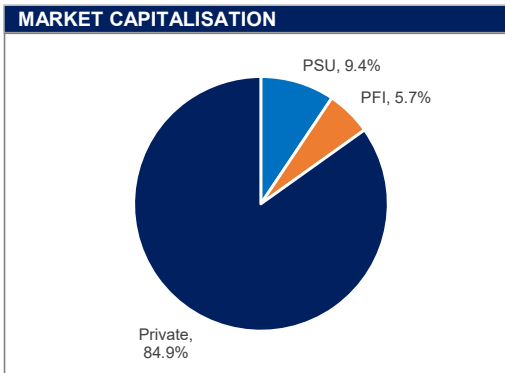
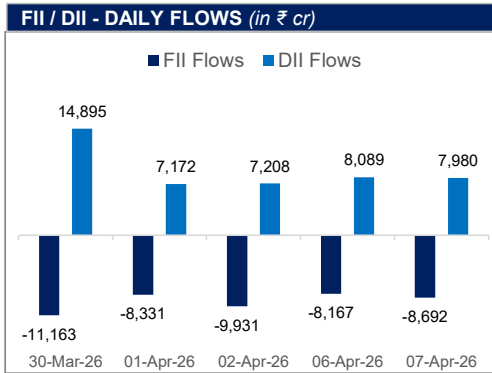




MARKET MONITOR

INDIAN INDICES	CLOSE	P.CLOSE	CHANGE	GLOBAL INDICES	CLOSE	P.CLOSE	CHANGE
NIFTY50	23,997.35	23,123.65	3.78%	USA MARKETS			
BSE SENSEX	77,562.90	74,616.58	3.95%	DOW JONES	46,584.46	46,669.88	-0.18%
NIFTY MIDCAP 150	20,909.45	20,110.90	3.97%	S&P 500	6,616.85	6,611.83	0.08%
NIFTY SMALL CAP 250	15,483.50	14,900.95	3.91%	NASDAQ	24,202.37	24,192.17	0.04%
NIFTY AUTO	26,002.95	24,373.30	6.69%	EUROPEAN MARKETS			
NIFTY BANK	55,703.90	52,716.25	5.67%	UK - FTSE100	10,612.12	10,348.79	2.54%
NIFTY FMCG	47,704.25	46,980.10	1.54%	FRANCE - CAC	8,243.10	7,908.74	4.23%
NIFTY HEALTHCARE	14,077.85	13,992.95	0.61%	GERMANY - DAX	23,942.46	22,921.59	4.45%
NIFTY INFO-TECH	31,565.80	31,403.35	0.52%	ASIAN MARKETS			
NIFTY DEFENCE	8,051.50	7,799.65	3.23%	JAPAN - NIKKEI 225	56,308.42	53,429.56	5.39%
NIFTY METAL	12,078.95	11,762.65	2.69%	CHINA - SHANGHAI COMPOSITE	3,995.00	3,890.17	2.69%
NIFTY OIL AND GAS	11,135.25	10,747.30	3.61%	HONG KONG - HANG SENG	25,893.02	25,116.53	3.09%
BSE PSU	21,007.03	20,445.74	2.75%	SINGAPORE - STRAITS TIMES	4,996.05	4,958.01	0.77%
NIFTY PSE	10,017.80	9,829.15	1.92%				
NIFTY 10Y G-SEC	2,581.61	2,581.00	0.02%				



MACROS

Real GDP Growth Rate - 2026-27 (Projected)	6.90%	Repo Rate	5.25%
CPI Inflation - 2026-27 (Projected)	4.60%	India Government 10Y Bond Yield	6.92%
Market Capitalisation (in ₹ cr)	4,28,77,488.66	Spot Foreign Exchange Rate (INR/USD)	92.58
Investor Accounts (in cr)	22.45	Foreign Exchange Reserves (in \$ Bn)	697.10

DERIVATIVES

	30-04-2026	27-05-2026	25-06-2026
Sensex Futures	77,894	78,457	78,821
	28-04-2026	26-05-2026	30-06-2026
NIFTY50 Futures	24,087	24,218	24,360
	May-26	Jul-26	Oct-26
Brent Futures (\$ per barrel)	94.62	85.58	79.15
	1 Month	3 Months	12 Months
INR/USD Forward Rate	92.88	93.42	95.23

MARKET SIGNALS

- 1) The BSE Sensex ended 2946.32 points, or 3.95%, higher at 77,562.90, while the Nifty 50 settled at 23,997.35, rising 873.70 points, or 3.78%.
- 2) DII bought equities worth ₹7,980 Cr. FII sold equities worth of ₹8,692 Cr on Tuesday.
- 3) The Reserve Bank of India (RBI) has projected India's economic growth for the new financial year at 6.9%, while inflation is estimated at 4.6%.
- 4) India's fiscal deficit for the April–February period of FY26 was ₹12.5 trillion, or 80.4% of the revised estimates, Gol data showed.
- 5) RBI's monetary policy committee keeps repo rate unchanged at 5.25%.