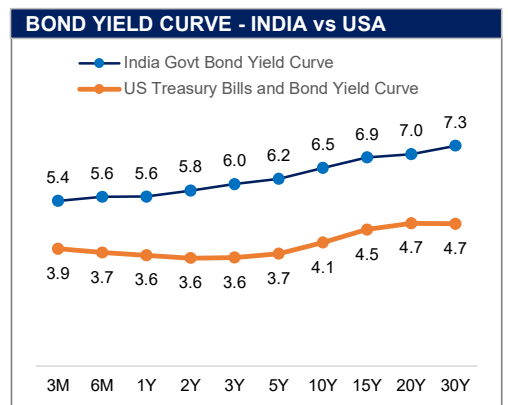
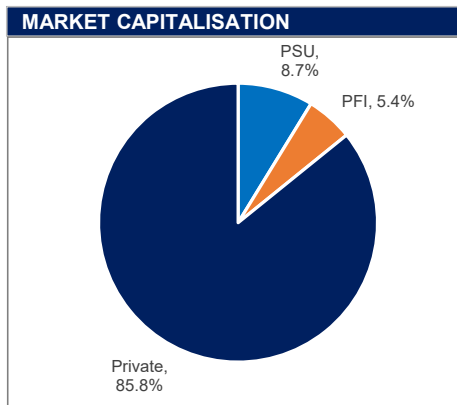
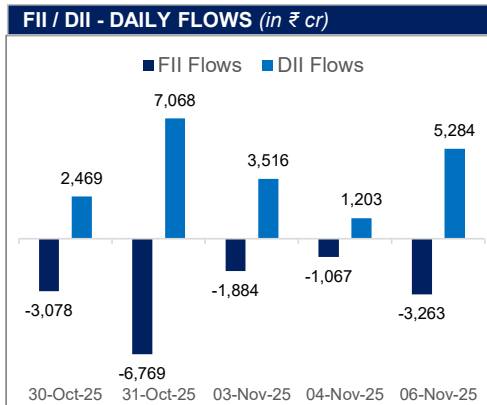


**MARKET MONITOR**

| INDIAN INDICES             | CLOSE     | P.CLOSE   | CHANGE | GLOBAL INDICES                    | CLOSE     | P.CLOSE   | CHANGE |
|----------------------------|-----------|-----------|--------|-----------------------------------|-----------|-----------|--------|
| <b>NIFTY 50</b>            | 25,492.30 | 25,509.70 | -0.07% | <b>USA MARKETS</b>                |           |           |        |
| <b>BSE SENSEX</b>          | 83,216.28 | 83,311.01 | -0.11% | <b>DOW JONES</b>                  | 46,912.30 | 47,311.00 | -0.84% |
| <b>NIFTY MIDCAP 150</b>    | 22,026.40 | 21,923.10 | 0.47%  | <b>S&amp;P 500</b>                | 6,720.32  | 6,796.29  | -1.12% |
| <b>NIFTY SMALL CAP 250</b> | 17,020.05 | 17,061.50 | -0.24% | <b>NASDAQ</b>                     | 25,130.04 | 25,620.03 | -1.91% |
| <b>NIFTY AUTO</b>          | 26,779.55 | 26,626.50 | 0.57%  | <b>EUROPEAN MARKETS</b>           |           |           |        |
| <b>NIFTY BANK</b>          | 57,876.80 | 57,554.25 | 0.56%  | <b>UK - FTSE100</b>               | 9,688.93  | 9,735.78  | -0.48% |
| <b>NIFTY FMCG</b>          | 55,437.20 | 55,711.75 | -0.49% | <b>FRANCE - CAC</b>               | 7,956.03  | 7,964.77  | -0.11% |
| <b>NIFTY HEALTHCARE</b>    | 14,653.15 | 14,692.80 | -0.27% | <b>GERMANY - DAX</b>              | 23,659.01 | 23,734.02 | -0.32% |
| <b>NIFTY INFO-TECH</b>     | 35,117.60 | 35,337.60 | -0.62% | <b>ASIAN MARKETS</b>              |           |           |        |
| <b>NIFTY DEFENCE</b>       | 7,958.35  | 7,890.55  | 0.86%  | <b>JAPAN - NIKKEI 225</b>         | 50,276.37 | 50,883.68 | -1.19% |
| <b>NIFTY METAL</b>         | 10,426.80 | 10,281.90 | 1.41%  | <b>CHINA - SHANGHAI COMPOSITE</b> | 3,997.56  | 4,007.76  | -0.25% |
| <b>NIFTY OIL AND GAS</b>   | 11,996.15 | 11,995.75 | 0.00%  | <b>HONG KONG - HANG SENG</b>      | 26,241.83 | 26,485.90 | -0.92% |
| <b>NIFTY PSE</b>           | 9,870.85  | 9,814.95  | 0.57%  | <b>SINGAPORE - STRAITS TIMES</b>  | 4,492.24  | 4,484.99  | 0.16%  |
| <b>BSE PSU</b>             | 20,408.28 | 20,306.72 | 0.50%  |                                   |           |           |        |
| <b>NIFTY 10Y G-SEC</b>     | 2,614.02  | 2,612.15  | 0.07%  |                                   |           |           |        |



**MACROS**

|                                                   |             |                                             |        |
|---------------------------------------------------|-------------|---------------------------------------------|--------|
| <b>Real GDP Growth Rate - 2025-26 (Projected)</b> | 6.50%       | <b>Repo Rate</b>                            | 5.50%  |
| <b>CPI Inflation - 2025-26 (Projected)</b>        | 2.60%       | <b>India Government 10Y Bond Yield</b>      | 6.52%  |
| <b>Market Capitalisation (in ₹ cr)</b>            | 4,66,53,651 | <b>Spot Foreign Exchange Rate (USD/INR)</b> | 88.67  |
| <b>Investor Accounts (in cr)</b>                  | 20.96       | <b>Foreign Exchange Reserves (in \$ Bn)</b> | 695.36 |

**DERIVATIVES**

|                                      |            |            |            |
|--------------------------------------|------------|------------|------------|
| <b>Sensex Futures</b>                | 27-11-2025 | 24-12-2025 | 29-01-2026 |
|                                      | 83,703     | 84,198     | 84,900     |
| <b>NIFTY50 Futures</b>               | 25-11-2025 | 30-12-2025 | 27-01-2026 |
|                                      | 25,605     | 25,800     | 25,985     |
| <b>Brent Futures (\$ per barrel)</b> | Aug-25     | Oct-25     | Mar-26     |
|                                      | 64.18      | 63.61      | 63.45      |
| <b>USD/INR Forward Rate</b>          | 1 Month    | 3 Months   | 12 Months  |
|                                      | 88.81      | 89.11      | 90.63      |

**MARKET SIGNALS**

- 1) India's benchmark indices ended on muted note as market sentiment remained cautious amid weak global cues.
- 2) DII bought equities on consecutive 9th day worth Rs 5,284 cr.
- 3) DIIs ownership in NSE listed companies soared to 18.26% and FPIs slipped to 13 year low of 16.71%. Within DIIs, MF's ownership rose for 9th consecutive quarter to all time high of 10.93%.
- 4) SEBI will set up working group for comprehensive review of short selling and Securities Lending and Borrowing (SLB) frameworks.