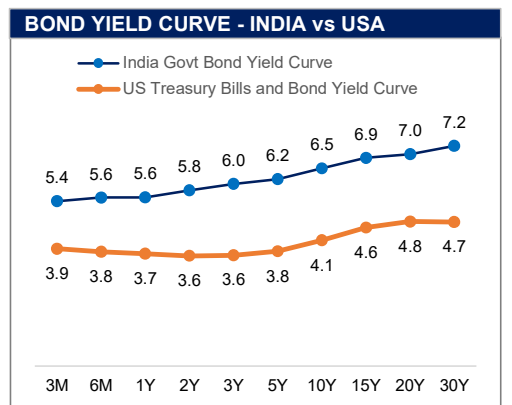
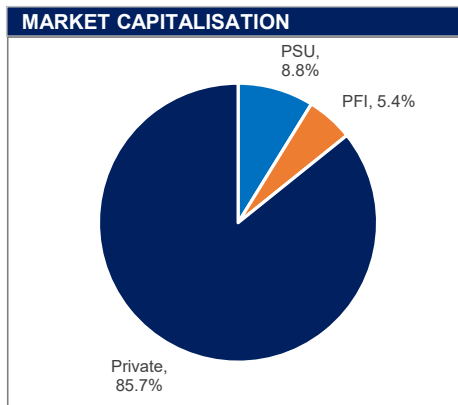
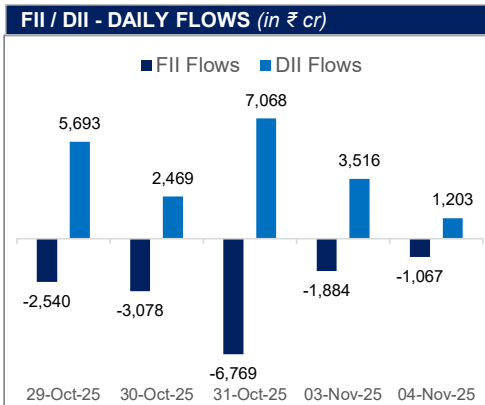


MARKET MONITOR

INDIAN INDICES	CLOSE	P.CLOSE	CHANGE
NIFTY 50	25,509.70	25,597.65	-0.34%
BSE SENSEX	83,311.01	83,459.15	-0.18%
NIFTY MIDCAP 150	21,923.10	22,135.95	-0.96%
NIFTY SMALL CAP 250	17,061.50	17,320.20	-1.49%
NIFTY AUTO	26,626.50	26,610.05	0.06%
NIFTY BANK	57,554.25	57,827.05	-0.47%
NIFTY FMCG	55,711.75	55,815.60	-0.19%
NIFTY HEALTHCARE	14,692.80	14,765.05	-0.49%
NIFTY INFO-TECH	35,337.60	35,274.55	0.18%
NIFTY DEFENCE	7,890.55	8,053.10	-2.02%
NIFTY METAL	10,281.90	10,499.05	-2.07%
NIFTY OIL AND GAS	11,995.75	12,020.30	-0.20%
NIFTY PSE	9,814.95	9,981.65	-1.67%
BSE PSU	20,306.72	20,565.50	-1.26%
NIFTY 10Y G-SEC	2,612.15	2,611.66	0.02%

GLOBAL INDICES	CLOSE	P.CLOSE	CHANGE
USA MARKETS			
DOW JONES	47,311.00	47,085.24	0.48%
S&P 500	6,796.29	6,771.55	0.37%
NASDAQ	25,620.03	25,435.70	0.72%
EUROPEAN MARKETS			
UK - FTSE100	9,752.45	9,777.08	-0.25%
FRANCE - CAC	8,035.13	8,074.23	-0.48%
GERMANY - DAX	23,988.69	24,049.74	-0.25%
ASIAN MARKETS			
JAPAN - NIKKEI 225	50,883.68	50,212.27	1.34%
CHINA - SHANGHAI COMPOSITE	4,007.76	3,969.25	0.97%
HONG KONG - HANG SENG	26,485.90	25,935.41	2.12%
SINGAPORE - STRAITS TIMES	4,484.99	4,417.12	1.54%



MACROS

Real GDP Growth Rate - 2025-26 (Projected)	6.50%	Repo Rate	5.50%
CPI Inflation - 2025-26 (Projected)	2.60%	India Government 10Y Bond Yield	6.51%
Market Capitalisation (in ₹ cr)	4,70,52,676	Spot Foreign Exchange Rate (USD/INR)	88.63
Investor Accounts (in cr)	20.96	Foreign Exchange Reserves (in \$ Bn)	695.36

DERIVATIVES

Sensex Futures	27-11-2025	24-12-2025	29-01-2026
	83,822	84,345	84,801
NIFTY50 Futures	25-11-2025	30-12-2025	27-01-2026
	25,637	25,820	25,990
Brent Futures (\$ per barrel)	Aug-25	Oct-25	Mar-26
	64.01	63.65	63.74
USD/INR Forward Rate	1 Month	3 Months	12 Months
	88.76	89.08	90.61

MARKET SIGNALS

- India's benchmark indices ended lower amid expiry day volatility and continued foreign fund outflows.
- DII bought equities on consecutive 8th day worth Rs 1,203 cr.
- SEBI expanded IPO anchor book size to 40% (33% for Mutual Funds +7% for Insurers and Pension Funds) to broaden institutional investors.
- Average daily turnover in derivatives market rose to 12 month high in October 25 touching Rs 506 lakh cr nearly 46% since June.
- RBI announced sale of G-Sec 6.48% GS 2035 for Rs 32,000cr on Nov 7.