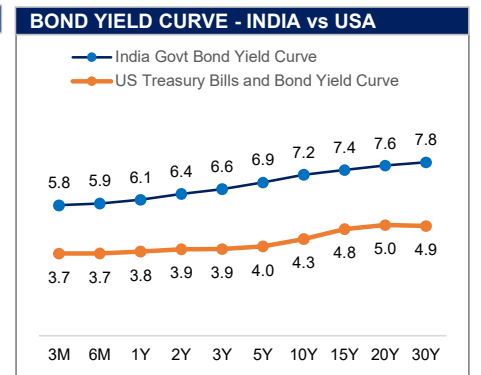
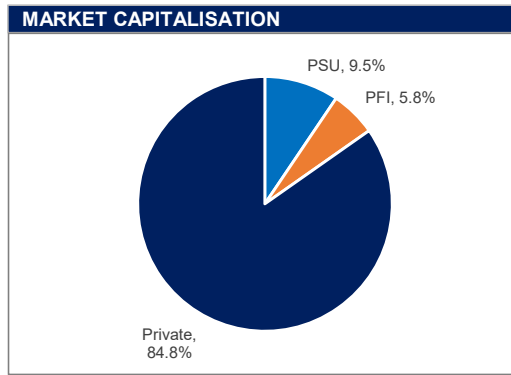
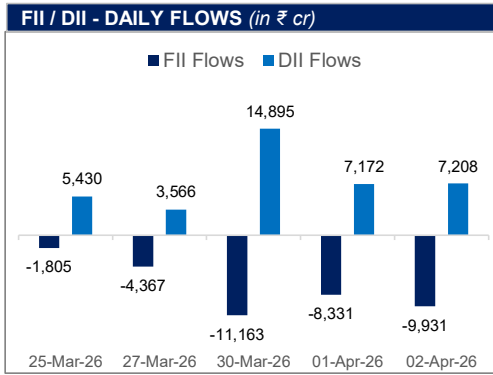




MARKET MONITOR

INDIAN INDICES	CLOSE	P.CLOSE	CHANGE	GLOBAL INDICES	CLOSE	P.CLOSE	CHANGE
NIFTY50	22,968.25	22,713.10	1.12%	USA MARKETS			
BSE SENSEX	74,106.85	73,319.55	1.07%	DOW JONES	46,504.67	46,565.74	-0.13%
NIFTY MIDCAP 150	20,090.60	19,805.50	1.44%	S&P 500	6,582.69	6,575.32	0.11%
NIFTY SMALL CAP 250	14,881.85	14,724.45	1.07%	NASDAQ	24,045.53	24,019.99	0.11%
NIFTY AUTO	24,350.40	24,089.65	1.08%	EUROPEAN MARKETS			
NIFTY BANK	52,609.10	51,548.75	2.06%	UK - FTSE100	10,436.29	10,364.79	0.69%
NIFTY FMCG	46,600.05	46,232.15	0.80%	FRANCE - CAC	7,962.39	7,981.27	-0.24%
NIFTY HEALTHCARE	13,962.95	13,934.35	0.21%	GERMANY - DAX	23,168.08	23,298.89	-0.56%
NIFTY INFO-TECH	30,636.55	30,441.45	0.64%	ASIAN MARKETS			
NIFTY DEFENCE	7,719.90	7,600.65	1.57%	JAPAN - NIKKEI 225	53,413.68	53,123.49	0.55%
NIFTY METAL	11,583.50	11,456.60	1.11%	CHINA - SHANGHAI COMPOSITE	3,880.10	3,919.29	-1.00%
NIFTY OIL AND GAS	10,694.35	10,842.35	-1.37%	HONG KONG - HANG SENG	25,116.53	25,294.03	-0.70%
BSE PSU	20,392.97	20,129.52	1.31%	SINGAPORE - STRAITS TIMES	4,972.40	4,947.50	0.50%
NIFTY PSE	9,762.25	9,666.90	0.99%				
NIFTY 10Y G-SEC	2,565.23	2,582.46	-0.67%				



MACROS

Real GDP Growth Rate - 2025-26 (Projected)	7.40%	Repo Rate	5.25%
CPI Inflation - 2025-26 (Projected)	2.10%	India Government 10Y Bond Yield	7.06%
Market Capitalisation (in ₹ cr)	4,21,48,029.89	Spot Foreign Exchange Rate (INR/USD)	93.06
Investor Accounts (in cr)	22.42	Foreign Exchange Reserves (in \$ Bn)	688.06

DERIVATIVES

Sensex Futures	30-04-2026	27-05-2026	25-06-2026
	74,580	75,250	75,672
NIFTY50 Futures	28-04-2026	26-05-2026	30-06-2026
	23,050	23,176	23,345
Brent Futures (\$ per barrel)	May-26	Jul-26	Oct-26
	108.60	90.89	79.94
INR/USD Forward Rate	1 Month	3 Months	12 Months
	93.43	93.89	95.77

- MARKET SIGNALS**
- 1) The BSE Sensex ended 787.30 points, or 1.07%, higher at 74,106.85, while the Nifty 50 settled at 22,968.25, rising 255.15 points, or 1.12%.
 - 2) DII bought equities worth ₹7,208 Cr. FII sold equities worth of ₹9,931 Cr on Thursday.
 - 3) India's major ports handled 915.17 million tonnes (MT) of cargo in 2025-26, exceeding the annual target of 904 MT and registering a y-o-y growth of over 7%.
 - 4) Moody's Ratings has revised India's economic growth estimates for the current fiscal to 6% from 6.8% previously.
 - 5) India's services sector growth slowed to a 14-month low in March, with the HSBC Services PMI declining to 57.5.