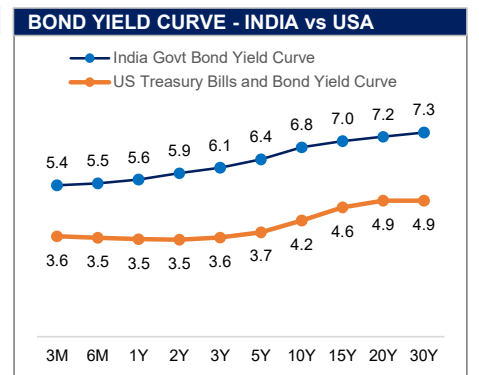
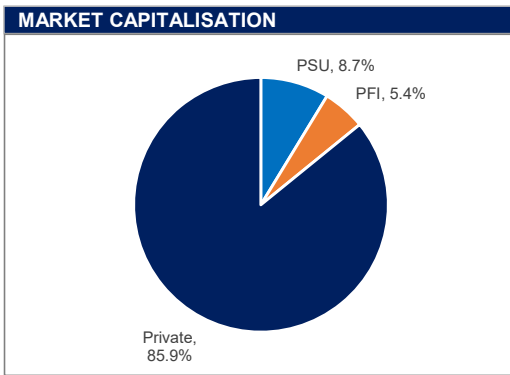
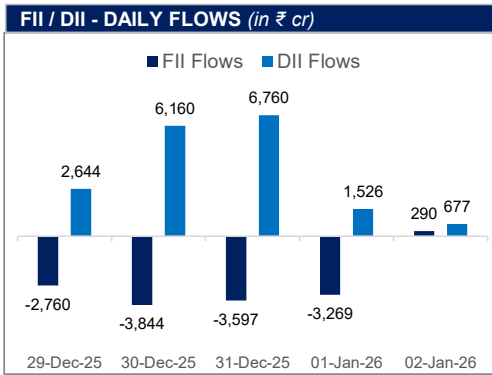




**MARKET MONITOR**

INDIAN INDICES	CLOSE	P.CLOSE	CHANGE	GLOBAL INDICES	CLOSE	P.CLOSE	CHANGE
<b>BSE SENSEX</b>	85,439.62	85,762.01	-0.38%	<b>USA MARKETS</b>			
<b>NIFTY50</b>	26,250.30	26,328.55	-0.30%	<b>DOW JONES</b>	48,382.39	48,063.29	0.66%
<b>NIFTY MIDCAP 150</b>	22,555.45	22,579.05	-0.10%	<b>S&amp;P 500</b>	6,858.47	6,845.50	0.19%
<b>NIFTY SMALL CAP 250</b>	16,843.35	16,795.75	0.28%	<b>NASDAQ</b>	25,206.17	25,249.85	-0.17%
<b>NIFTY AUTO</b>	28,894.15	28,803.65	0.31%	<b>EUROPEAN MARKETS</b>			
<b>NIFTY BANK</b>	60,044.20	60,150.95	-0.18%	<b>UK - FTSE100</b>	9,962.95	9,951.14	0.12%
<b>NIFTY FMCG</b>	53,441.10	53,078.80	0.68%	<b>FRANCE - CAC</b>	8,199.20	8,195.21	0.05%
<b>NIFTY HEALTHCARE</b>	14,679.00	14,725.65	-0.32%	<b>GERMANY - DAX</b>	24,711.71	24,539.34	0.70%
<b>NIFTY INFO-TECH</b>	37,771.15	38,320.30	-1.43%	<b>ASIAN MARKETS</b>			
<b>NIFTY DEFENCE</b>	7,945.95	7,786.75	2.04%	<b>JAPAN - NIKKEI 225</b>	51,832.80	50,339.48	2.97%
<b>NIFTY METAL</b>	11,490.80	11,421.85	0.60%	<b>CHINA - SHANGHAI COMPOSITE</b>	4,023.42	3,968.84	1.38%
<b>NIFTY OIL AND GAS</b>	12,214.55	12,340.05	-1.02%	<b>HONG KONG - HANG SENG</b>	26,347.24	26,338.47	0.03%
<b>BSE PSU</b>	21,108.01	21,073.75	0.16%	<b>SINGAPORE - STRAITS TIMES</b>	4,680.50	4,656.12	0.52%
<b>NIFTY PSE</b>	10,129.35	10,130.05	-0.01%				
<b>NIFTY 10Y G-SEC</b>	2,612.28	2,616.64	-0.17%				



**MACROS**

Real GDP Growth Rate - 2025-26 (Projected)	7.30%	Repo Rate	5.25%
CPI Inflation - 2025-26 (Projected)	2.00%	India Government 10Y Bond Yield	6.63%
Market Capitalisation (in ₹ cr)	4,81,22,636	Spot Foreign Exchange Rate (INR/USD)	90.29
Investor Accounts (in cr)	21.55	Foreign Exchange Reserves (in \$ Bn)	696.60

**DERIVATIVES**

	29-01-2026	26-02-2026	25-03-2026
<b>Sensex Futures</b>	85,827	86,325	86,859
	27-01-2026	24-02-2026	30-03-2026
<b>NIFTY50 Futures</b>	26,329	26,476	26,655
	Feb-26	Apr-26	Jul-26
<b>Brent Futures (\$ per barrel)</b>	61.04	60.50	60.34
	1 Month	3 Months	12 Months
<b>INR/USD Forward Rate</b>	90.67	91.05	92.82

- MARKET SIGNALS**
- 1) The Sensex declined over 322.39 points or 0.38% to end at 85,439.62, while the Nifty settled to 78.25 points or 0.30% to close at 26,250.30.
  - 2) DII bought equities worth Rs 677 Cr. FII bought equities worth of 290 Cr on Friday.
  - 3) Mutual funds' (MFs') net equity purchases rose 13% in 2025, touching a record ₹4.9 trillion as of December 30, data from Sebi shows. This surpasses the previous high of ₹4.3 trillion recorded in 2024.
  - 4) Global market capitalisation rose 22.1% (\$27.4 trillion) in 2025, whereas India's market cap increased marginally by 2.8% year-on-year: Reuters report
  - 5) On Multi Commodity Exchange (MCX), February gold futures rose 1.5% to ₹1.37 lakh per 10 gm, while March silver futures jumped 4.3% to ₹2.46 lakh per kg.