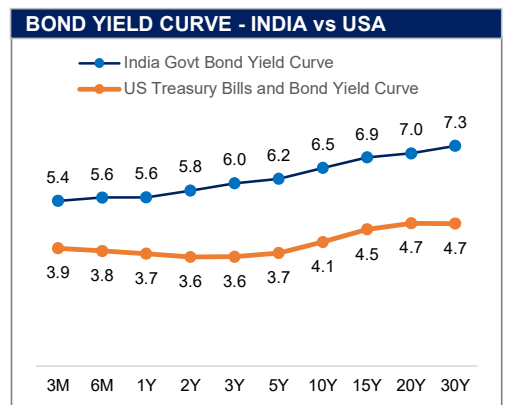
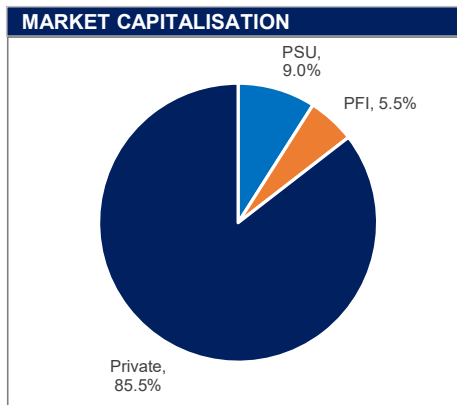
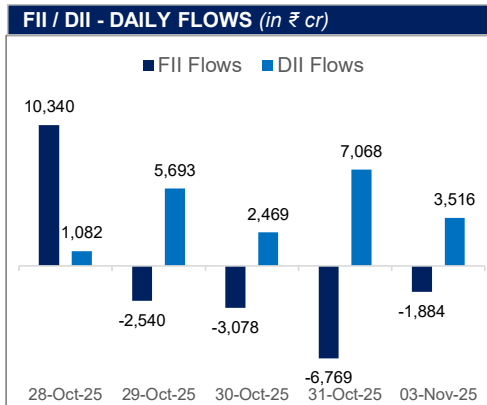


MARKET MONITOR

INDIAN INDICES	CLOSE	P.CLOSE	CHANGE	GLOBAL INDICES	CLOSE	P.CLOSE	CHANGE
NIFTY 50	25,597.65	25,763.35	-0.64%	USA MARKETS			
BSE SENSEX	83,459.15	83,978.49	-0.62%	DOW JONES	47,336.68	47,562.87	-0.48%
NIFTY MIDCAP 150	22,135.95	22,216.10	-0.36%	S&P 500	6,851.97	6,840.20	0.17%
NIFTY SMALL CAP 250	17,320.20	17,434.85	-0.66%	NASDAQ	25,972.94	25,858.13	0.44%
NIFTY AUTO	26,610.05	26,841.80	-0.86%	EUROPEAN MARKETS			
NIFTY BANK	57,827.05	58,101.45	-0.47%	UK - FTSE100	9,602.71	9,701.37	-1.02%
NIFTY FMCG	55,815.60	56,153.70	-0.60%	FRANCE - CAC	7,996.03	8,109.79	-1.40%
NIFTY HEALTHCARE	14,765.05	14,836.05	-0.48%	GERMANY - DAX	23,748.09	24,132.41	-1.59%
NIFTY INFO-TECH	35,274.55	35,653.10	-1.06%	ASIAN MARKETS			
NIFTY DEFENCE	8,053.10	8,174.90	-1.49%	JAPAN - NIKKEI 225	51,497.20	52,411.34	-1.74%
NIFTY METAL	10,499.05	10,652.80	-1.44%	CHINA - SHANGHAI COMPOSITE	3,960.19	3,976.52	-0.41%
NIFTY OIL AND GAS	12,020.30	12,084.65	-0.53%	HONG KONG - HANG SENG	25,952.40	26,158.36	-0.79%
NIFTY PSE	9,981.65	10,093.30	-1.11%	SINGAPORE - STRAITS TIMES	4,422.72	4,444.33	-0.49%
BSE PSU	20,565.50	20,741.19	-0.85%				
NIFTY 10Y G-SEC	2,611.66	2,610.01	0.06%				



MACROS

Real GDP Growth Rate - 2025-26 (Projected)	6.50%	Repo Rate	5.50%
CPI Inflation - 2025-26 (Projected)	2.60%	India Government 10Y Bond Yield	6.53%
Market Capitalisation (in ₹ cr)	4,73,14,129	Spot Foreign Exchange Rate (USD/INR)	88.66
Investor Accounts (in cr)	20.96	Foreign Exchange Reserves (in \$ Bn)	695.36

DERIVATIVES

Sensex Futures	27-11-2025	24-12-2025	29-01-2026
	83,966	84,448	84,801
NIFTY50 Futures	25-11-2025	30-12-2025	27-01-2026
	25,699	25,885	26,066
Brent Futures (\$ per barrel)	Aug-25	Oct-25	Mar-26
	64.10	63.47	63.45
USD/INR Forward Rate	1 Month	3 Months	12 Months
	88.80	89.12	90.70

MARKET SIGNALS

- India's benchmark indices ended lower as weak global cues triggered profit booking by investors.
- DII bought equities on consecutive 7th day worth Rs 3,516 cr.
- Gold ETF AUM crosses Rs 1 trillion and doubled within 9 months, attracted about Rs 7,800 cr in Oct and Silver ETF AUM crossed Rs 42,500cr.
- RBI short dollar forward positions rose by \$6 bn in September, 1st increase in 7 months. Net dollar position stood at \$ 59.4 bn.
- Rupee rebounds to settle 11 paise higher at 88.66 against US dollar.