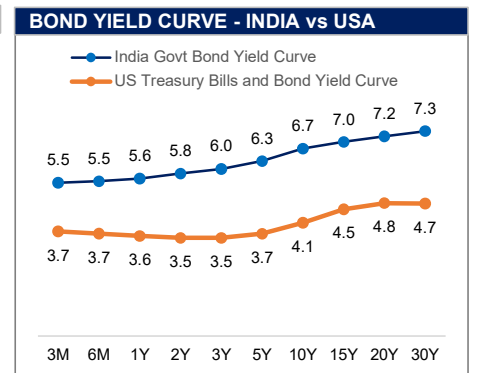
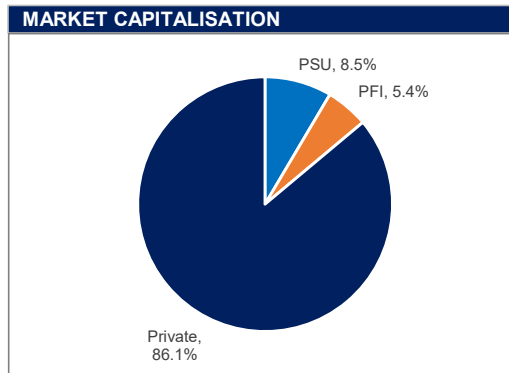
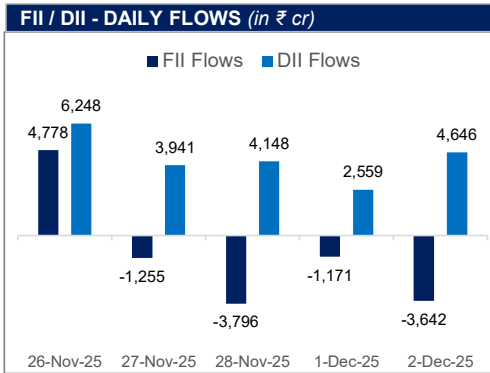


MARKET MONITOR

| INDIAN INDICES | CLOSE | P.CLOSE | CHANGE | GLOBAL INDICES | CLOSE | P.CLOSE | CHANGE |
|----------------------------|-----------|-----------|--------|-----------------------------------|-----------|-----------|--------|
| NIFTY50 | 25,986.00 | 26,032.20 | -0.18% | USA MARKETS | | | |
| NIFTY MIDCAP 150 | 22,130.15 | 22,327.85 | -0.89% | DOW JONES | 47,474.46 | 47,289.33 | 0.39% |
| NIFTY SMALL CAP 250 | 16,622.65 | 16,696.45 | -0.44% | S&P 500 | 6,829.37 | 6,812.63 | 0.25% |
| BSE SENSEX | 85,106.81 | 85,138.27 | -0.04% | NASDAQ | 25,555.86 | 25,342.85 | 0.84% |
| NIFTY AUTO | 27,643.80 | 27,979.50 | -1.20% | EUROPEAN MARKETS | | | |
| NIFTY BANK | 59,348.25 | 59,273.80 | 0.13% | UK - FTSE100 | 9,684.16 | 9,701.80 | -0.18% |
| NIFTY FMCG | 54,949.10 | 55,390.95 | -0.80% | FRANCE - CAC | 8,083.15 | 8,074.61 | 0.11% |
| NIFTY HEALTHCARE | 14,828.60 | 14,876.60 | -0.32% | GERMANY - DAX | 23,780.92 | 23,710.86 | 0.30% |
| NIFTY INFO-TECH | 37,825.25 | 37,541.25 | 0.76% | ASIAN MARKETS | | | |
| NIFTY DEFENCE | 7,809.60 | 7,955.05 | -1.83% | JAPAN - NIKKEI 225 | 49,864.68 | 49,303.45 | 1.14% |
| NIFTY METAL | 10,265.20 | 10,315.85 | -0.49% | CHINA - SHANGHAI COMPOSITE | 3,878.00 | 3,897.71 | -0.51% |
| NIFTY OIL AND GAS | 11,896.30 | 11,970.65 | -0.62% | HONG KONG - HANG SENG | 25,760.73 | 26,095.05 | -1.28% |
| NIFTY PSE | 9,616.75 | 9,730.05 | -1.16% | SINGAPORE - STRAITS TIMES | 4,554.52 | 4,537.96 | 0.36% |
| BSE PSU | 19,967.65 | 20,284.24 | -1.56% | | | | |
| NIFTY 10Y G-SEC | 2,620.15 | 2,612.71 | 0.28% | | | | |



MACROS

| | | | |
|---------------------------------------------------|------------|---------------------------------------------|--------|
| Real GDP Growth Rate - 2025-26 (Projected) | 6.80% | Repo Rate | 5.50% |
| CPI Inflation - 2025-26 (Projected) | 2.60% | India Government 10Y Bond Yield | 6.51% |
| Market Capitalisation (in ₹ cr) | 47,329,340 | Spot Foreign Exchange Rate (USD/INR) | 90.19 |
| Investor Accounts (in cr) | 21.23 | Foreign Exchange Reserves (in \$ Bn) | 688.10 |

DERIVATIVES

| | | | |
|--------------------------------------|-------------------|-------------------|-------------------|
| Sensex Futures | 24/12/2025 | 29/01/2026 | 26/02/2026 |
| | 85,603 | 86,249 | 86,600 |
| NIFTY50 Futures | 30/12/2025 | 27/01/2026 | 24/02/2026 |
| | 26,143 | 26,315 | 26,452 |
| Brent Futures (\$ per barrel) | Jan-26 | Mar-26 | Jun-26 |
| | 63.29 | 62.59 | 62.29 |
| USD/INR Forward Rate | 1 Month | 3 Months | 12 Months |
| | 90.34 | 90.65 | 92.18 |

MARKET SIGNALS

- 1) The Sensex closed at 85,106.81, down 31.46 points or 0.04%, while the Nifty ended at 25,986, down 46.20 points or 0.18%.
- 2) The Indian rupee slid past 90 per U.S. dollar to a record low on Wednesday. It ended the session at 90.19, down nearly 0.4% for the day.
- 3) DII bought equities worth Rs 4,646 Cr. FII sold equities worth of 3,642 Cr on Tuesday.
- 4) Silver prices rose further on Wednesday, reaching a new peak of Rs 1,84,727 per kilogram, up Rs 3,126. Gold futures also increased, settling at Rs 1,30,766 per 10 grams, following strong international market trends.
- 5) The HSBC India Services PMI's Business Activity Index increased from 58.9 in October to 59.8 in November, supported by strong inflows of new business that boosted output growth.