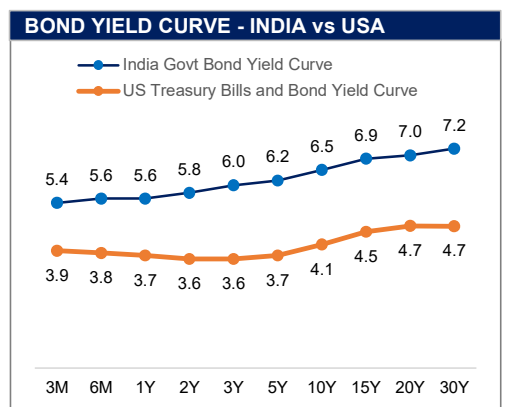
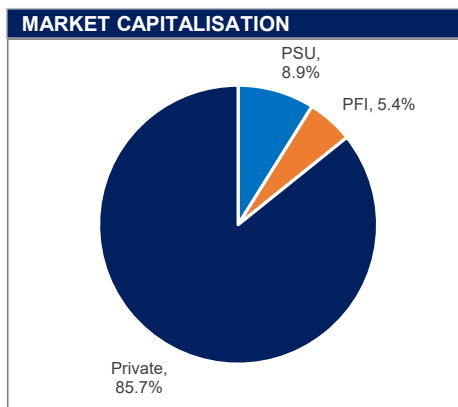
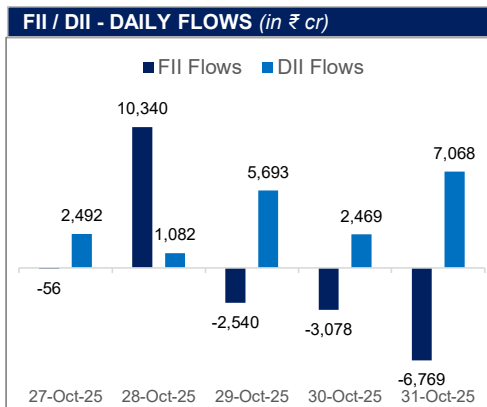


MARKET MONITOR

INDIAN INDICES	CLOSE	P.CLOSE	CHANGE	GLOBAL INDICES	CLOSE	P.CLOSE	CHANGE
NIFTY 50	25,763.35	25,722.10	0.16%	USA MARKETS			
BSE SENSEX	83,978.49	83,938.71	0.05%	DOW JONES	47,562.87	47,522.12	0.09%
NIFTY MIDCAP 150	22,216.10	22,045.95	0.77%	S&P 500	6,840.20	6,822.34	0.26%
NIFTY SMALL CAP 250	17,434.85	17,313.90	0.70%	NASDAQ	25,858.13	25,734.81	0.48%
NIFTY AUTO	26,841.80	26,809.85	0.12%	EUROPEAN MARKETS			
NIFTY BANK	58,101.45	57,776.35	0.56%	UK - FTSE100	9,726.00	9,717.25	0.09%
NIFTY FMCG	56,153.70	56,208.50	-0.10%	FRANCE - CAC	8,136.94	8,121.07	0.20%
NIFTY HEALTHCARE	14,836.05	14,693.30	0.97%	GERMANY - DAX	24,173.98	23,958.30	0.90%
NIFTY INFO-TECH	35,653.10	35,712.35	-0.17%	ASIAN MARKETS			
NIFTY DEFENCE	8,174.90	8,135.20	0.49%	JAPAN - NIKKEI 225	52,411.34	51,325.61	2.12%
NIFTY METAL	10,652.80	10,612.15	0.38%	CHINA - SHANGHAI COMPOSITE	3,976.52	3,954.79	0.55%
NIFTY OIL AND GAS	12,084.65	11,990.25	0.79%	HONG KONG - HANG SENG	26,158.36	25,906.65	0.97%
NIFTY PSE	10,093.30	10,062.95	0.30%	SINGAPORE - STRAITS TIMES	4,444.33	4,428.62	0.35%
BSE PSU	20,741.19	20,588.62	0.74%				
NIFTY 10Y G-SEC	2,610.01	2,605.55	0.17%				



MACROS

Real GDP Growth Rate - 2025-26 (Projected)	6.50%	Repo Rate	5.50%
CPI Inflation - 2025-26 (Projected)	2.60%	India Government 10Y Bond Yield	6.53%
Market Capitalisation (in ₹ cr)	4,71,06,181	Spot Foreign Exchange Rate (USD/INR)	88.78
Investor Accounts (in cr)	20.71	Foreign Exchange Reserves (in \$ Bn)	695.36

DERIVATIVES

	27-11-2025	24-12-2025	29-01-2026
Sensex Futures	84,553	85,000	85,200
NIFTY50 Futures	25,904	26,088	26,255
Brent Futures (\$ per barrel)	Aug-25: 65.00	Oct-25: 64.10	Mar-26: 63.80
USD/INR Forward Rate	1 Month: 88.93	3 Months: 89.24	12 Months: 90.82

MARKET SIGNALS

- India's benchmark indices ended higher snapping a 2 day losing streak, led by gains in realty and state owned bank stocks.
- DII bought equities on consecutive 6th day worth Rs 7,068 cr.
- HSBC PMI, compiled by S&P Global, for October rose to 59.2 from 57.7 in September 2025 due to growth in domestic demand.
- GST collections witnessed a 4.6% y-o-y growth to Rs 1.96 L cr in Oct 25.
- Overseas funds were major buyers of India Sovereign Bonds through fully accessible route (FAR) in October 25 investing about Rs 12,206 cr.