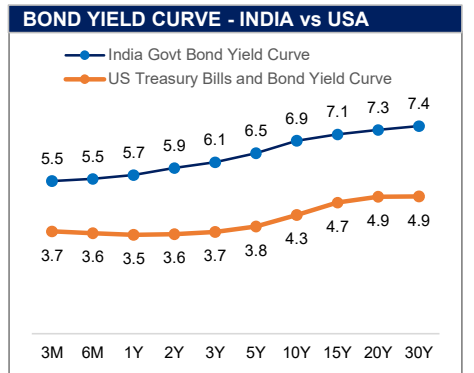
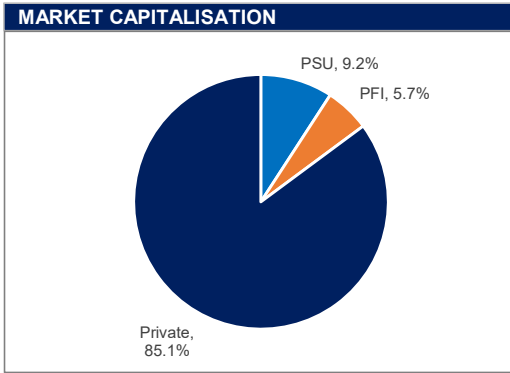
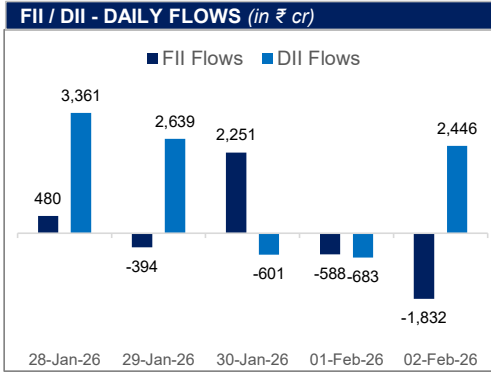




**MARKET MONITOR**

INDIAN INDICES				GLOBAL INDICES			
	CLOSE	P.CLOSE	CHANGE		CLOSE	P.CLOSE	CHANGE
<b>BSE SENSEX</b>	83,739.13	81,666.46	2.54%	<b>USA MARKETS</b>			
<b>NIFTY50</b>	25,727.55	25,088.40	2.55%	<b>DOW JONES</b>	49,407.66	48,892.47	1.05%
<b>NIFTY MIDCAP 150</b>	21,869.85	21,249.35	2.92%	<b>S&amp;P 500</b>	6,976.44	6,939.03	0.54%
<b>NIFTY SMALL CAP 250</b>	15,962.45	15,507.15	2.94%	<b>NASDAQ</b>	25,738.61	25,552.39	0.73%
<b>NIFTY AUTO</b>	27,500.30	26,749.15	2.81%	<b>EUROPEAN MARKETS</b>			
<b>NIFTY BANK</b>	60,041.30	58,619.00	2.43%	<b>UK - FTSE100</b>	10,328.17	10,341.56	-0.13%
<b>NIFTY FMCG</b>	50,806.65	50,623.20	0.36%	<b>FRANCE - CAC</b>	8,193.40	8,181.17	0.15%
<b>NIFTY HEALTHCARE</b>	14,227.00	13,791.80	3.16%	<b>GERMANY - DAX</b>	24,897.53	24,797.52	0.40%
<b>NIFTY INFO-TECH</b>	38,611.75	38,074.15	1.41%	<b>ASIAN MARKETS</b>			
<b>NIFTY DEFENCE</b>	8,034.70	7,851.75	2.33%	<b>JAPAN - NIKKEI 225</b>	54,720.66	52,655.18	3.92%
<b>NIFTY METAL</b>	11,893.20	11,561.55	2.87%	<b>CHINA - SHANGHAI COMPOSITE</b>	4,067.74	4,015.75	1.29%
<b>NIFTY OIL AND GAS</b>	11,911.25	11,687.50	1.91%	<b>HONG KONG - HANG SENG</b>	26,834.77	26,775.57	0.22%
<b>BSE PSU</b>	21,355.79	20,910.25	2.13%	<b>SINGAPORE - STRAITS TIMES</b>	4,944.09	4,892.27	1.06%
<b>NIFTY PSE</b>	10,232.25	10,049.00	1.82%				
<b>NIFTY 10Y G-SEC</b>	2,598.78	2,610.84	-0.46%				



**MACROS**

Real GDP Growth Rate - 2025-26 (Projected)	7.30%	Repo Rate	5.25%
CPI Inflation - 2025-26 (Projected)	2.00%	India Government 10Y Bond Yield	6.73%
Market Capitalisation (in ₹ cr)	4,54,35,628	Spot Foreign Exchange Rate (INR/USD)	90.27
Investor Accounts (in cr)	21.59	Foreign Exchange Reserves (in \$ Bn)	709.41

**DERIVATIVES**

	26-02-2026	25-03-2026	30-04-2026
<b>Sensex Futures</b>	84,171	84,565	85,089
	24-02-2026	30-03-2026	28-04-2026
<b>NIFTY50 Futures</b>	25,823	25,974	26,115
	Mar-26	May-26	Aug-26
<b>Brent Futures (\$ per barrel)</b>	66.31	65.02	63.92
	1 Month	3 Months	12 Months
<b>INR/USD Forward Rate</b>	90.47	90.97	92.65

- MARKET SIGNALS**
- The BSE Sensex rose 2,073 points, or 2.54%, to close at 83,739, while the Nifty 50 advanced 640 points, or 2.55%, to 25,727.
  - DII bought equities worth ₹2,446 Cr. FII sold equities worth of ₹1,832 Cr on Monday.
  - The market capitalisation of all listed companies on the BSE increased by over ₹12 lakh crore to ₹467.20 lakh crore on the day: says Economic Times
  - MCX silver futures for March 5, 2026 jumped 10%, rising by ₹23,739 to reach ₹2,60,000 per kg. Gold futures for April 2, 2026 delivery also moved higher, climbing ₹8,009, or 5.5%, to trade at ₹1,52,000 per 10 gm.
  - Indian rupee ends 1.36% higher at 90.2650 per US dollar; previous close 91.5125. Indian rupee posts best single-day gain since December 2018.