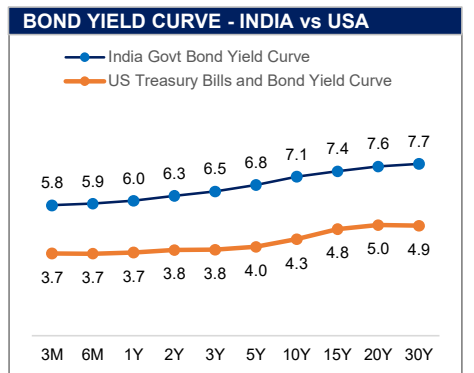
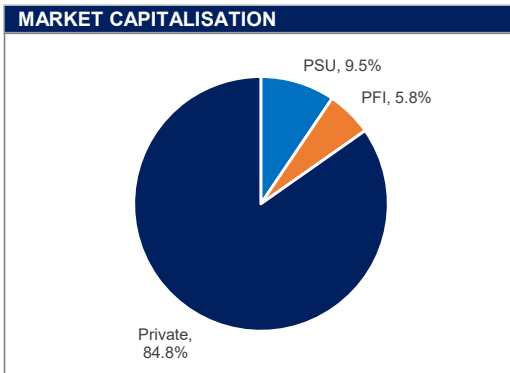
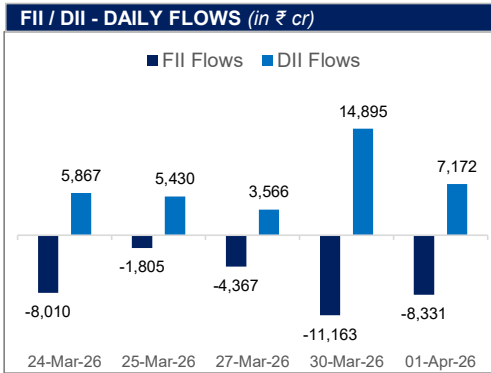




MARKET MONITOR

INDIAN INDICES				GLOBAL INDICES			
	CLOSE	P.CLOSE	CHANGE		CLOSE	P.CLOSE	CHANGE
NIFTY50	22,713.10	22,679.40	0.15%	USA MARKETS			
BSE SENSEX	73,319.55	73,134.32	0.25%	DOW JONES	46,565.74	46,341.51	0.48%
NIFTY MIDCAP 150	19,805.50	19,869.10	-0.32%	S&P 500	6,575.32	6,528.52	0.72%
NIFTY SMALL CAP 250	14,724.45	14,749.10	-0.17%	NASDAQ	24,019.99	23,740.19	1.18%
NIFTY AUTO	24,089.65	24,238.85	-0.62%	EUROPEAN MARKETS			
NIFTY BANK	51,548.75	51,448.65	0.19%	UK - FTSE100	10,351.55	10,364.79	-0.13%
NIFTY FMCG	46,232.15	46,135.95	0.21%	FRANCE - CAC	7,904.48	7,981.27	-0.96%
NIFTY HEALTHCARE	13,934.35	14,055.75	-0.86%	GERMANY - DAX	22,877.03	23,298.89	-1.81%
NIFTY INFO-TECH	30,441.45	29,669.05	2.60%	ASIAN MARKETS			
NIFTY DEFENCE	7,600.65	7,597.90	0.04%	JAPAN - NIKKEI 225	52,463.27	53,739.68	-2.38%
NIFTY METAL	11,456.60	11,412.05	0.39%	CHINA - SHANGHAI COMPOSITE	3,919.29	3,948.55	-0.74%
NIFTY OIL AND GAS	10,842.35	10,929.05	-0.79%	HONG KONG - HANG SENG	25,116.53	25,294.03	-0.70%
BSE PSU	20,129.52	20,188.72	-0.29%	SINGAPORE - STRAITS TIMES	4,947.50	4,975.83	-0.57%
NIFTY PSE	9,666.90	9,699.80	-0.34%				
NIFTY 10Y G-SEC	2,582.46	2,581.47	0.04%				



MACROS

Real GDP Growth Rate - 2025-26 (Projected)	7.40%	Repo Rate	5.25%
CPI Inflation - 2025-26 (Projected)	2.10%	India Government 10Y Bond Yield	7.10%
Market Capitalisation (in ₹ cr)	4,21,48,029.89	Spot Foreign Exchange Rate (INR/USD)	93.11
Investor Accounts (in cr)	22.24	Foreign Exchange Reserves (in \$ Bn)	698.35

DERIVATIVES

	30-04-2026	27-05-2026	25-06-2026
Sensex Futures	73,765	74,423	75,177
NIFTY50 Futures	22,773	22,915	23,055
Brent Futures (\$ per barrel)	108.42	92.08	81.71
INR/USD Forward Rate	93.51	94.01	95.79

- MARKET SIGNALS**
- The BSE Sensex rose 1,187 points, or 1.65%, to end at 73,134.32, while the Nifty 50 ended at 22,679.40, up 348 points, or 1.56%.
 - DII bought equities worth ₹7,172 Cr. FII sold equities worth ₹8,331 Cr on Wednesday.
 - India's defence exports touched an all-time high of ₹38,424 crore in FY26, a 62.66% rise compared to ₹23,622 crore in the previous FY.
 - India's manufacturing PMI eased to 53.9 in March from 56.9 in February, according to the HSBC India Manufacturing PMI report
 - Indian rupee ended higher by 173 paise at 93.10 per dollar on Thursday versus Monday's close of 94.83.