



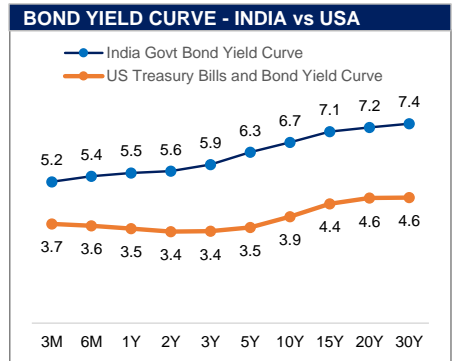
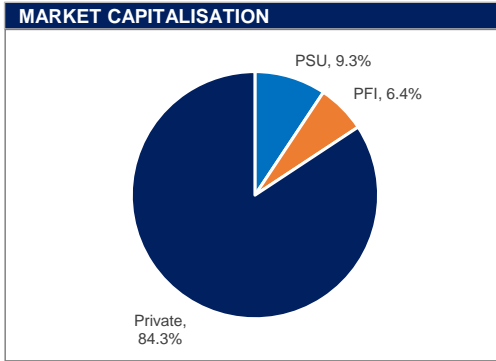
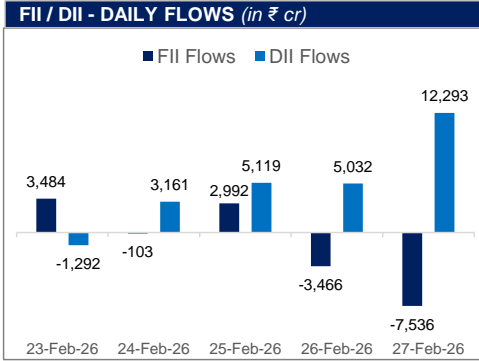
MARKET MONITOR

INDIAN INDICES	CLOSE	P.CLOSE	CHANGE
NIFTY50	24,865.70	25,178.65	-1.24%
BSE SENSEX	80,238.85	81,287.19	-1.29%
NIFTY MIDCAP 150	21,476.25	21,847.35	-1.70%
NIFTY SMALL CAP 250	15,580.40	15,881.05	-1.89%
NIFTY AUTO	27,540.10	28,158.85	-2.20%
NIFTY BANK	59,839.65	60,529.00	-1.14%
NIFTY FMCG	50,751.65	51,142.20	-0.76%
NIFTY HEALTHCARE	14,857.35	14,871.10	-0.09%
NIFTY INFO-TECH	30,272.95	30,603.85	-1.08%
NIFTY DEFENCE	8,166.50	8,126.80	0.49%
NIFTY METAL	12,269.80	12,240.65	0.24%
NIFTY OIL AND GAS	12,001.30	12,264.90	-2.15%
BSE PSU	22,129.94	22,402.20	-1.22%
NIFTY PSE	10,354.50	10,456.10	-0.97%
NIFTY 10Y G-SEC	2,628.80	2,623.08	0.22%

GLOBAL INDICES	CLOSE	P.CLOSE	CHANGE
USA MARKETS			
DOW JONES	48,977.92	49,499.20	-1.05%
S&P 500	6,878.88	6,908.86	-0.43%
NASDAQ	24,960.04	25,034.37	-0.30%

EUROPEAN MARKETS			
UK - FTSE100	10,806.32	10,910.55	-0.96%
FRANCE - CAC	8,440.94	8,580.75	-1.63%
GERMANY - DAX	24,818.62	25,284.26	-1.84%

ASIAN MARKETS			
JAPAN - NIKKEI 225	58,057.24	58,850.27	-1.35%
CHINA - SHANGHAI COMPOSITE	4,182.59	4,162.88	0.47%
HONG KONG - HANG SENG	26,059.85	26,630.54	-2.14%
SINGAPORE - STRAITS TIMES	4,890.86	4,995.07	-2.09%



MACROS			
Real GDP Growth Rate - 2025-26 (Projected)	7.40%	Repo Rate	5.25%
CPI Inflation - 2025-26 (Projected)	2.10%	India Government 10Y Bond Yield	6.68%
Market Capitalisation (in ₹ cr)	45,617,224	Spot Foreign Exchange Rate (INR/USD)	91.48
Investor Accounts (in cr)	21.95	Foreign Exchange Reserves (in \$ Bn)	723.61

DERIVATIVES			
Sensex Futures	25/03/2026	30/04/2026	27/05/2026
	80,579	81,123	81,440
NIFTY50 Futures	30/03/2026	28/04/2026	26/05/2026
	24,988	25,142	25,235
Brent Futures (\$ per barrel)	Mar-26	May-26	Aug-26
	77.75	74.93	71.87
INR/USD Forward Rate	1 Month	3 Months	12 Months
	91.62	92.07	93.87

MARKET SIGNALS
1) The BSE Sensex dropped 1,048.34 points, or 1.29%, to close at 80,238.85, while the Nifty 50 declined 312.95 points, or 1.24%, to 24,865.70.
2) DII bought equities worth ₹12,293 Cr, while FII sold equities worth of ₹7,536 Cr on Friday.
3) Net Goods and Services Tax (GST) revenue in February rose 7.9% year-on-year to ₹1.61 trillion, marking the highest growth rate in the past six months.
4) Foreign Direct Investment in India rose 18% to \$47.87 billion during April–December of FY26, with Inflows from the United States nearly doubling, according to government data.
5) MCX Gold and Silver rose over 3% as increasing tensions between the US, Israel, and Iran increase investor demand for secure assets and strengthen the prospects for precious metals.