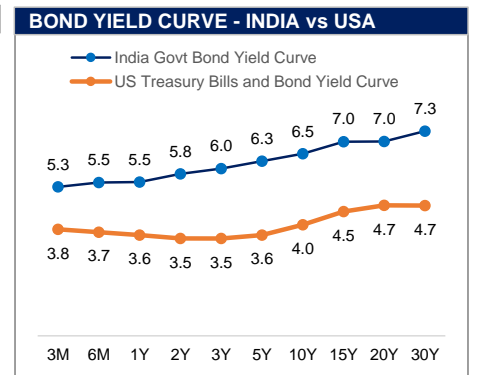
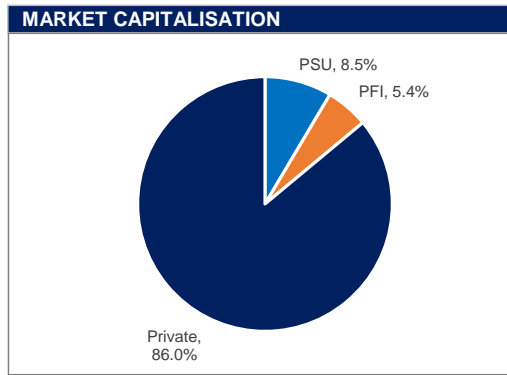
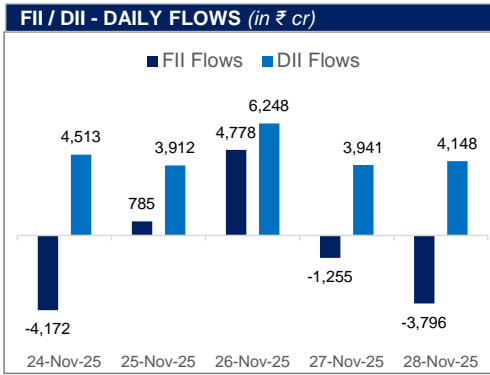


**MARKET MONITOR**

INDIAN INDICES	CLOSE	P.CLOSE	CHANGE	GLOBAL INDICES	CLOSE	P.CLOSE	CHANGE
<b>NIFTY50</b>	26,175.75	26,202.95	-0.10%	<b>USA MARKETS</b>			
<b>NIFTY MIDCAP 150</b>	22,372.30	22,395.40	-0.10%	<b>DOW JONES</b>	47,716.42	47,427.12	0.61%
<b>NIFTY SMALL CAP 250</b>	16,770.60	16,732.60	0.23%	<b>S&amp;P 500</b>	6,849.09	6,812.61	0.54%
<b>BSE SENSEX</b>	85,641.90	85,706.67	-0.08%	<b>NASDAQ</b>	25,434.89	25,236.94	0.78%
<b>NIFTY AUTO</b>	27,993.00	27,774.60	0.79%	<b>EUROPEAN MARKETS</b>			
<b>NIFTY BANK</b>	59,681.35	59,752.70	-0.12%	<b>UK - FTSE100</b>	9,718.85	9,720.51	-0.02%
<b>NIFTY FMCG</b>	55,500.50	55,595.80	-0.17%	<b>FRANCE - CAC</b>	8,077.73	8,122.71	-0.55%
<b>NIFTY HEALTHCARE</b>	14,885.45	15,031.25	-0.97%	<b>GERMANY - DAX</b>	23,549.86	23,836.79	-1.20%
<b>NIFTY INFO-TECH</b>	37,549.75	37,405.50	0.39%	<b>ASIAN MARKETS</b>			
<b>NIFTY DEFENCE</b>	8,021.50	8,009.85	0.15%	<b>JAPAN - NIKKEI 225</b>	49,303.28	50,253.91	-1.89%
<b>NIFTY METAL</b>	10,353.20	10,293.05	0.58%	<b>CHINA - SHANGHAI COMPOSITE</b>	3,914.01	3,888.60	0.65%
<b>NIFTY OIL AND GAS</b>	12,020.75	12,034.40	-0.11%	<b>HONG KONG - HANG SENG</b>	26,033.26	25,858.89	0.67%
<b>NIFTY PSE</b>	9,758.65	9,744.30	0.15%	<b>SINGAPORE - STRAITS TIMES</b>	4,526.22	4,523.96	0.05%
<b>BSE PSU</b>	20,361.32	20,349.57	0.06%				
<b>NIFTY 10Y G-SEC</b>	2,616.64	2,623.48	-0.26%				



**MACROS**

<b>Real GDP Growth Rate - 2025-26 (Projected)</b>	6.80%	<b>Repo Rate</b>	5.50%
<b>CPI Inflation - 2025-26 (Projected)</b>	2.60%	<b>India Government 10Y Bond Yield</b>	6.53%
<b>Market Capitalisation (in ₹ cr)</b>	47,532,825	<b>Spot Foreign Exchange Rate (USD/INR)</b>	89.56
<b>Investor Accounts (in cr)</b>	21.01	<b>Foreign Exchange Reserves (in \$ Bn)</b>	688.10

**DERIVATIVES**

<b>Sensex Futures</b>	<b>24-12-2025</b>	<b>29-01-2026</b>	<b>26-02-2026</b>
	86,219	86,853	87,255
<b>NIFTY50 Futures</b>	<b>30-12-2025</b>	<b>27-01-2026</b>	<b>24-02-2026</b>
	26,330	26,497	26,642
<b>Brent Futures (\$ per barrel)</b>	<b>Dec-25</b>	<b>Feb-26</b>	<b>May-26</b>
	63.08	62.38	61.65
<b>USD/INR Forward Rate</b>	<b>1 Month</b>	<b>3 Months</b>	<b>12 Months</b>
	89.70	90.01	91.54

**MARKET SIGNALS**

- India's benchmark indices ended lower on Monday with Sensex settles 65 points lower and Nifty at 26175.75 down by 27 points primarily due to FII selling.
- Oil prices rose 2% on supply constraints, to \$63.64 a barrel.
- DII bought equities worth Rs 4,148 Cr. FII sold equities worth of 3,796 Cr on Friday.
- Gold traded at Rs 1,30,383 per 10 grams, up Rs 879 or 0.68%, while silver March futures surged to a new peak of Rs 1,78,620 per kg, gaining Rs 3,639 in early trade.
- Silver has gained more value than the yellow metal, silver price move 100% in 11 months.