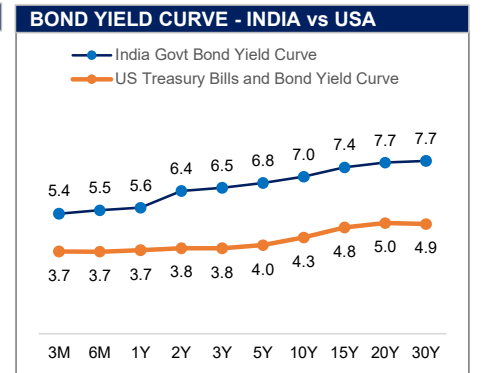
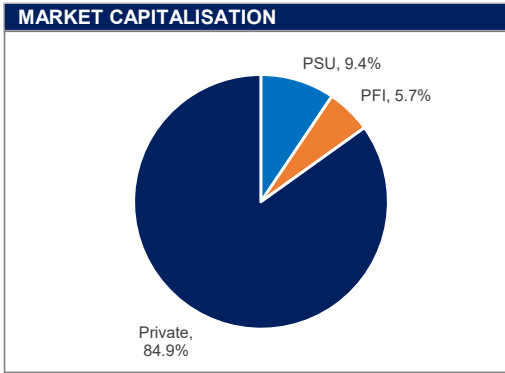
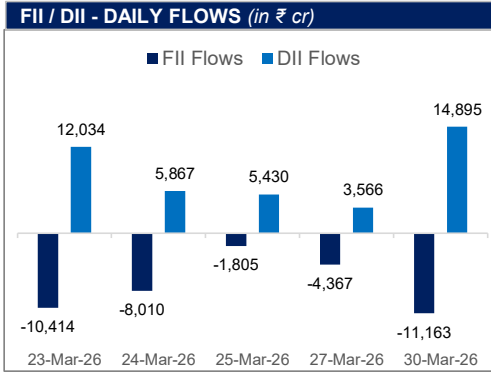




MARKET MONITOR

INDIAN INDICES	CLOSE	P.CLOSE	CHANGE	GLOBAL INDICES	CLOSE	P.CLOSE	CHANGE
NIFTY50	22,679.40	22,331.40	1.56%	USA MARKETS			
BSE SENSEX	73,134.32	71,947.55	1.65%	DOW JONES	46,341.51	45,216.14	2.49%
NIFTY MIDCAP 150	19,869.10	19,430.90	2.26%	S&P 500	6,528.52	6,343.72	2.91%
NIFTY SMALL CAP 250	14,749.10	14,288.45	3.22%	NASDAQ	23,740.19	22,953.38	3.43%
NIFTY AUTO	24,238.85	23,769.60	1.97%	EUROPEAN MARKETS			
NIFTY BANK	51,448.65	50,275.35	2.33%	UK - FTSE100	10,344.91	10,176.45	1.66%
NIFTY FMCG	46,135.95	45,538.65	1.31%	FRANCE - CAC	7,936.68	7,816.94	1.53%
NIFTY HEALTHCARE	14,055.75	14,201.05	-1.02%	GERMANY - DAX	23,113.23	22,680.04	1.91%
NIFTY INFO-TECH	29,669.05	29,062.60	2.09%	ASIAN MARKETS			
NIFTY DEFENCE	7,597.90	7,214.30	5.32%	JAPAN - NIKKEI 225	53,739.68	51,063.72	5.24%
NIFTY METAL	11,412.05	11,138.40	2.46%	CHINA - SHANGHAI COMPOSITE	3,948.55	3,891.86	1.46%
NIFTY OIL AND GAS	10,929.05	10,788.05	1.31%	HONG KONG - HANG SENG	25,294.03	24,788.14	2.04%
BSE PSU	20,188.72	19,648.85	2.75%	SINGAPORE - STRAITS TIMES	4,975.83	4,885.45	1.85%
NIFTY PSE	9,699.80	9,559.00	1.47%				
NIFTY 10Y G-SEC	2,582.46	2,581.47	0.04%				



MACROS

Real GDP Growth Rate - 2025-26 (Projected)	7.40%	Repo Rate	5.25%
CPI Inflation - 2025-26 (Projected)	2.10%	India Government 10Y Bond Yield	7.04%
Market Capitalisation (in ₹ cr)	4,11,55,003.15	Spot Foreign Exchange Rate (INR/USD)	94.83
Investor Accounts (in cr)	22.24	Foreign Exchange Reserves (in \$ Bn)	698.35

DERIVATIVES

	30-04-2026	27-05-2026	25-06-2026
Sensex Futures	73,713	74,450	75,339
	28-04-2026	26-05-2026	30-06-2026
NIFTY50 Futures	22,830	22,960	23,103
	May-26	Jul-26	Oct-26
Brent Futures (\$ per barrel)	103.51	89.15	80.84
	1 Month	3 Months	12 Months
INR/USD Forward Rate	95.24	95.74	97.52

MARKET SIGNALS

- The BSE Sensex rose 1,187 points, or 1.65%, to end at 73,134.32, while the Nifty 50 ended at 22,679.40, up 348 points, or 1.56%.
- DII bought equities worth ₹14,895 Cr. FII sold equities worth of ₹11,163 Cr on Monday.
- IndiIndia Inc raised a record ₹1.79 crore through 112 mainboard IPOs in FY26, a 10% increase over ₹1.62 crore raised via 78 IPOs in FY25: PRIME Database Group
- RBI's outstanding net short dollar position in the rupee forward market rose to \$77.25 billion by the end of February, the highest since March 2025: Central Bank data
- India's Goods and Services Tax (GST) collection surged to Rs 1.78 lakh crore in March 2026, marking an 8.2% increase from the previous month.